

# Medstar Mobile Healthcare

Fort Worth, TX

Client 6511



*Assess Your Vitals*

1515 Center Street

Lansing, Mi 48096

1 (877) 583-3100

service@EMSSurveyTeam.com

www.EMSSurveyTeam.com

## EMS System Report

September 1, 2017 to September 30, 2017

Your Score

**94.80**

Number of Your Patients in this Report

**125**

Number of Patients in this Report

**4,969**

Number of Transport Services in All EMS DB

**142**





## Executive Summary

This report contains data from **125 Medstar Mobile Healthcare** patients who returned a questionnaire between **09/01/2017** and **09/30/2017**.

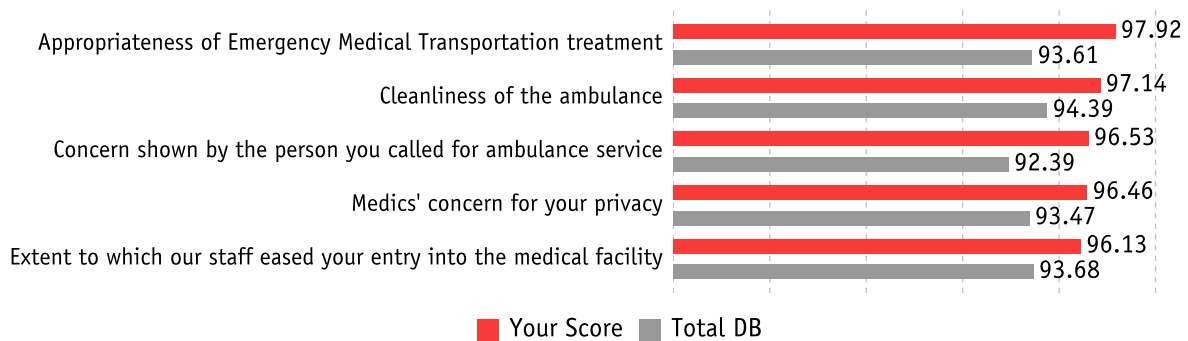
The overall mean score for the standard questions was **94.80**; this is a difference of **2.20** points from the overall EMS database score of **92.60**.

The current score of **94.80** is a change of **-1.48** points from last period's score of **96.28**. This was the **37th** highest overall score for all companies in the database.

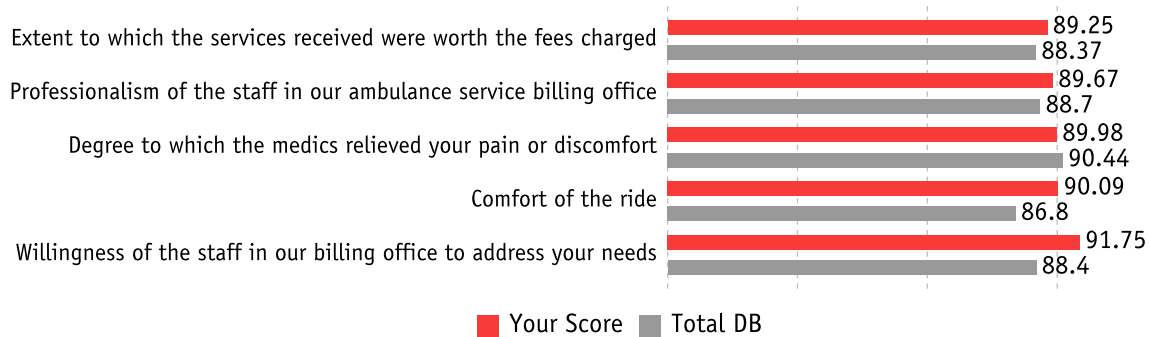
You are ranked **4th** for comparably sized companies in the system.

**85.61%** of responses to standard questions had a rating of Very Good, the highest rating. **98.20%** of all responses were positive.

### 5 Highest Scores



### 5 Lowest Scores

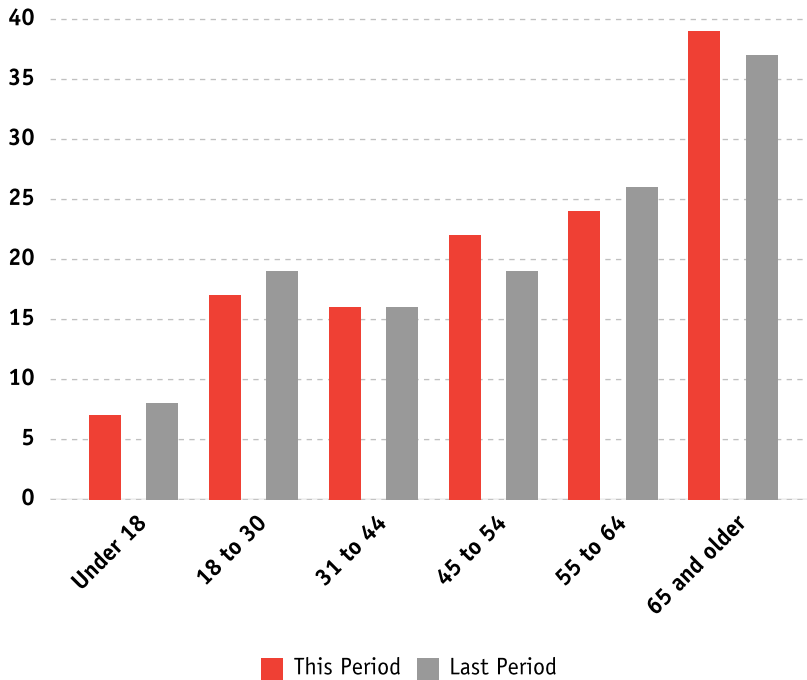




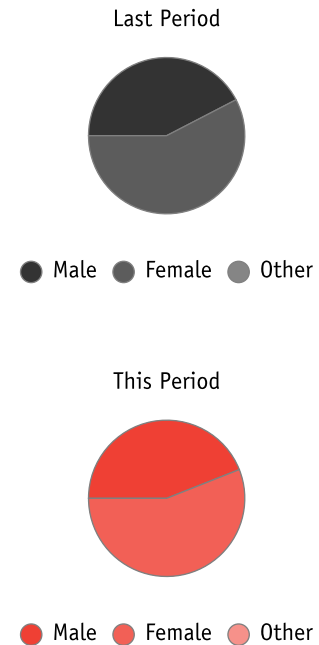
**Demographics** — This section provides demographic information about the patients who responded to the survey for the current and the previous periods. The information comes from the data you submitted. Compare this demographic data to your eligible population. Generally, the demographic profile will approximate your service population.

	Last Period				This Period			
	Total	Male	Female	Other	Total	Male	Female	Other
Under 18	8	3	5	0	7	3	4	0
18 to 30	19	6	13	0	17	7	10	0
31 to 44	16	8	8	0	16	10	6	0
45 to 54	19	10	9	0	22	7	15	0
55 to 64	26	12	14	0	24	13	11	0
65 and older	37	14	23	0	39	15	24	0
<b>Total</b>	<b>125</b>	<b>53</b>	<b>72</b>	<b>0</b>	<b>125</b>	<b>55</b>	<b>70</b>	<b>0</b>

### Age Ranges



### Gender





### Dispatch Analysis

This report details results concerning dispatch performance. The report contains the mean scores for each survey item. The first column shows the organization score and the total EMS national database score; the second column is your difference from the database score.

Helpfulness of the person you called for ambulance service



Concern shown by the person you called for ambulance service



Extent to which you were told what to do until the ambulance arrived



### Overall Section Score





### Ambulance Analysis

This report details the section results that concern ambulance performance. The report contains the mean scores for each survey item. The first column shows the organization score and the total database score, the second column is your difference from the database score.

Extent to which the ambulance arrived in a timely manner



Cleanliness of the ambulance



Comfort of the ride



Skill of the person driving the ambulance



**Overall Section Score**





### Medic Analysis

This report details the section results that concern medic performance. The report contains the mean scores for each survey item. The first column shows the organization score and the total database score, the second column is your difference from the database score.

Care shown by the medics who arrived with the ambulance



Degree to which the medics took your problem seriously



Degree to which the medics listened to you and/or your family



Skill of the medics



Extent to which the medics kept you informed about your treatment



Extent to which medics included you in the treatment decisions (if applicable)



Degree to which the medics relieved your pain or discomfort





### Medic Analysis

This report details the section results that concern medic performance. The report contains the mean scores for each survey item. The first column shows the organization score and the total database score, the second column is your difference from the database score.

#### Medics' concern for your privacy



#### Extent to which medics cared for you as a person



#### Overall Section Score





### Billing Staff Assessment Analysis

This report details the section results that concern office performance. The report contains the mean scores for each survey item. The first column shows the organization score and the total database score, the second column is your difference from the database score.

Professionalism of the staff in our ambulance service billing office



Willingness of the staff in our billing office to address your needs



**Overall Section Score**







### Overall Assessment Analysis

This report details the section results that concern assessment of performance. The report contains the mean scores for each survey item. The first column shows the organization score and the total database score, the second column is your difference from the database score.

How well did our staff work together to care for you



Extent to which our staff eased your entry into the medical facility



Appropriateness of Emergency Medical Transportation treatment



Extent to which the services received were worth the fees charged



Overall rating of the care provided by our Emergency Medical Transportation service



Likelihood of recommending this ambulance service to others



### Overall Section Score





**Question Analysis**

This section lists a synopsis of the information about your individual questions and overall scores for this monthly reporting period. The first column shows the company score from the previous period, the second column shows the change, the third column shows your score for this period and the fourth column shows the total Database score.

**Dispatch Analysis**

	Last Period	Change	This Period	Total DB
Helpfulness of the person you called for ambulance service	89.95	-14.95	75.00	92.40
Helpfulness of the person you called for ambulance service	89.95	5.35	95.30	92.40
Concern shown by the person you called for ambulance service	92.86	-42.86	50.00	92.39
Concern shown by the person you called for ambulance service	92.86	5.00	97.86	92.39
Extent to which you were told what to do until the ambulance arrived	92.17	-17.17	75.00	91.06
Extent to which you were told what to do until the ambulance arrived	92.17	3.45	95.62	91.06

**Ambulance Analysis**

	Last Period	Change	This Period	Total DB
Extent to which the ambulance arrived in a timely manner	92.52	3.69	96.21	92.27
Extent to which the ambulance arrived in a timely manner	92.52	-17.52	75.00	92.27
Cleanliness of the ambulance	97.22	-0.08	97.14	94.39
Cleanliness of the ambulance	97.22	-		94.39
Comfort of the ride	92.62	-2.53	90.09	86.80
Comfort of the ride	92.62	-		86.80
Skill of the person driving the ambulance	98.38	-		93.59
Skill of the person driving the ambulance	98.38	-3.98	94.40	93.59



### Question Analysis (Continued)

#### Medic Analysis

	Last Period	Change	This Period	Total DB
Care shown by the medics who arrived with the ambulance	98.15	-2.69	95.46	94.28
Care shown by the medics who arrived with the ambulance	98.15	-48.15	50.00	94.28
Degree to which the medics took your problem seriously	97.72	-1.53	96.19	94.46
Degree to which the medics took your problem seriously	97.72	-96.72	1.00	94.46
Degree to which the medics listened to you and/or your family	98.13	-23.13	75.00	94.01
Degree to which the medics listened to you and/or your family	98.13	-2.11	96.02	94.01
Skill of the medics	97.22	-1.50	95.72	94.27
Skill of the medics	97.22	-72.22	25.00	94.27
Extent to which the medics kept you informed about your treatment	95.62	-45.62	50.00	92.39
Extent to which the medics kept you informed about your treatment	95.62	-1.93	93.69	92.39
Extent to which medics included you in the treatment decisions (if applicable)	95.76	0.23	95.99	92.33
Extent to which medics included you in the treatment decisions (if applicable)	95.76	-45.76	50.00	92.33
Degree to which the medics relieved your pain or discomfort	94.14	-19.14	75.00	90.44
Degree to which the medics relieved your pain or discomfort	94.14	-4.01	90.13	90.44
Medics' concern for your privacy	98.02	-1.59	96.43	93.47
Medics' concern for your privacy	98.02	1.98	100.00	93.47
Extent to which medics cared for you as a person	98.04	1.96	100.00	94.43
Extent to which medics cared for you as a person	98.04	-2.43	95.61	94.43

#### Billing Staff Assessment Analysis

	Last Period	Change	This Period	Total DB
Professionalism of the staff in our ambulance service billing office	100.00	-10.33	89.67	88.70
Professionalism of the staff in our billing office	100.00	-		88.70
Willingness of the staff in our billing office to address your needs	100.00	-		88.40
Willingness of the staff in our billing office to address your needs	100.00	-8.25	91.75	88.40



**Question Analysis (Continued)**

**Overall Assessment Analysis**

	Last Period	Change	This Period	Total DB
How well did our staff work together to care for you	97.27	-1.03	96.24	93.57
How well did our staff work together to care for you	97.27	-72.27	25.00	93.57
Extent to which our staff eased your entry into the medical facility	97.41	-22.41	75.00	93.68
Extent to which our staff eased your entry into the medical facility	97.41	-1.06	96.35	93.68
Appropriateness of Emergency Medical Transportation treatment	97.99	0.17	98.16	93.61
Appropriateness of Emergency Medical Transportation treatment	97.99	-22.99	75.00	93.61
Extent to which the services received were worth the fees charged	92.39	-		88.37
Extent to which the services received were worth the fees charged	92.39	-3.14	89.25	88.37
Overall rating of the care provided by our Emergency Medical Transportation	94.89	0.26	95.15	93.75
Overall rating of the care provided by our Emergency Medical Transportation	94.89	-93.89	1.00	93.75
Likelihood of recommending this ambulance service to others	97.77	-		93.25
Likelihood of recommending this ambulance service to others	97.77	-2.47	95.30	93.25



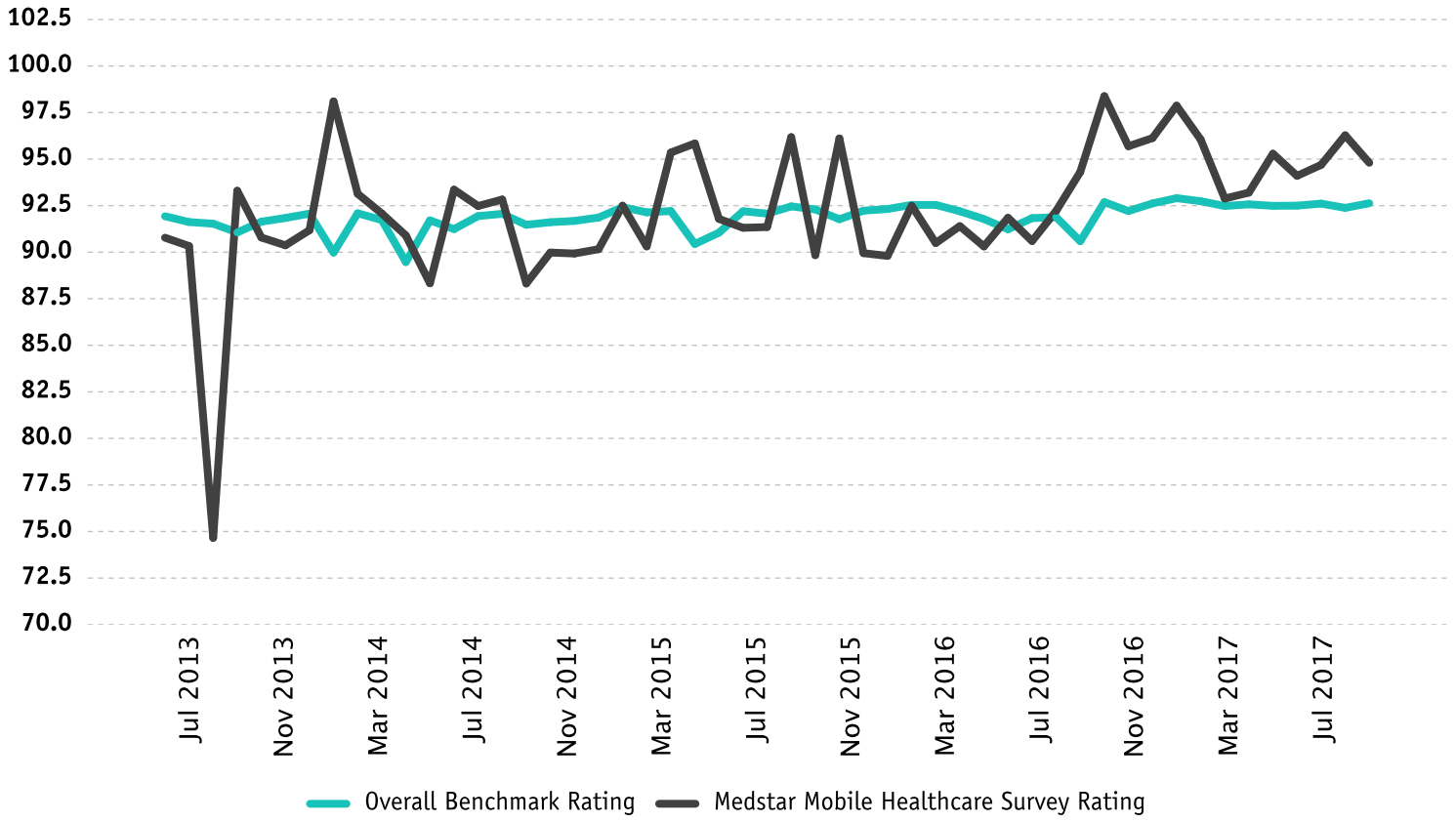
### Monthly Breakdown

Below are the monthly responses that have been received for your service. It details the individual score for each question as well as the overall company score for that month.

	Sep 2016	Oct 2016	Nov 2016	Dec 2016	Jan 2017	Feb 2017	Mar 2017	Apr 2017	May 2017	Jun 2017	Jul 2017	Aug 2017	Sep 2017
Helpfulness of the person you called for ambulance service	95.54	94.77	97.06	94.81	99.38	97.56	86.30	91.32	95.93	92.13	95.00	89.95	94.76
Concern shown by the person you called for ambulance service	97.17	95.35	97.66	94.79	99.38	97.22	89.93	91.29	96.43	91.06	95.93	92.86	96.53
Extent to which you were told what to do until the ambulance	92.20	93.02	97.66	95.74	95.51	96.71	87.33	84.59	96.79	92.94	97.62	92.17	95.03
Extent to which the ambulance arrived in a timely manner	93.80	98.25	95.25	95.76	98.03	95.84	92.68	92.66	95.53	95.61	92.78	92.52	96.03
Cleanliness of the ambulance	96.03	99.12	96.78	96.30	99.12	98.45	95.00	94.16	96.83	96.27	97.79	97.22	97.14
Comfort of the ride	89.26	96.68	90.38	90.55	91.47	92.90	86.52	88.69	88.32	88.82	89.17	92.62	90.09
Skill of the person driving the ambulance	95.12	98.44	96.74	97.95	98.65	98.11	93.04	94.42	94.44	93.86	95.19	98.38	94.40
Care shown by the medics who arrived with the ambulance	94.56	98.79	95.53	96.91	99.15	96.92	95.80	95.05	96.03	94.89	94.83	98.15	95.09
Degree to which the medics took your problem seriously	94.33	99.17	95.80	98.09	98.72	96.61	96.37	95.35	96.45	94.38	96.25	97.72	95.39
Degree to which the medics listened to you and/or your family	94.82	97.99	94.12	97.73	98.31	96.08	94.76	94.40	95.53	95.33	95.31	98.13	95.83
Skill of the medics	96.18	98.57	96.46	97.88	97.90	96.13	95.70	96.40	95.61	95.98	96.40	97.22	95.09
Extent to which the medics kept you informed about your	93.20	99.17	96.35	97.81	95.62	95.55	92.29	91.82	94.85	94.09	94.25	95.62	93.29
Extent to which medics included you in the treatment decisions	91.05	99.16	95.88	96.25	96.86	97.12	90.76	91.91	94.67	95.98	95.46	95.76	95.47
Degree to which the medics relieved your pain or discomfort	90.86	97.69	93.56	94.11	95.30	92.08	87.19	88.35	87.92	89.68	87.52	94.14	89.98
Medics' concern for your privacy	94.64	99.38	97.66	96.34	97.93	97.68	95.49	95.47	95.69	95.23	96.43	98.02	96.46
Extent to which medics cared for you as a person	93.87	99.16	96.39	97.18	99.11	96.70	95.87	95.66	96.00	95.81	96.64	98.04	95.65
Professionalism of the staff in our ambulance service billing													89.67
Professionalism of the staff in our billing office	100.00	94.44	94.70	82.21	100.00	96.43	88.79	94.05	100.00	84.69	82.21	100.00	
Willingness of the staff in our billing office to address your	100.00	90.63	94.23	86.45	100.00	96.43	87.93	98.75	90.63	83.42	92.31	100.00	91.75
How well did our staff work together to care for you	96.03	98.96	95.79	97.35	98.31	94.11	95.53	94.80	96.70	95.05	96.28	97.27	95.61
Extent to which our staff eased your entry into the medical	95.91	98.52	96.94	98.18	99.32	97.20	94.28	93.42	96.74	95.84	95.83	97.41	96.13
Appropriateness of Emergency Medical Transportation treatment	94.60	99.17	97.09	97.45	98.75	96.75	95.34	94.61	98.09	95.78	95.54	97.99	97.92
Extent to which the services received were worth the fees	94.44	98.40	95.63	86.87	100.00	90.80	84.91	88.43	94.83	84.94	76.93	92.39	89.25
Overall rating of the care provided by our Emergency Medical	95.74	98.75	96.68	96.93	98.72	96.39	94.76	94.13	97.03	94.14	96.22	94.89	94.28
Likelihood of recommending this ambulance service to others	95.71	98.96	94.80	95.55	98.65	96.87	94.88	93.65	96.80	96.11	97.92	97.77	95.30
Your Master Score	94.31	98.38	95.69	96.13	97.87	96.05	92.88	93.20	95.29	94.10	94.69	96.28	94.80
Your Total Responses	136	125	125	125	125	125	125	125	125	125	125	125	125



Monthly tracking of Overall Survey Score





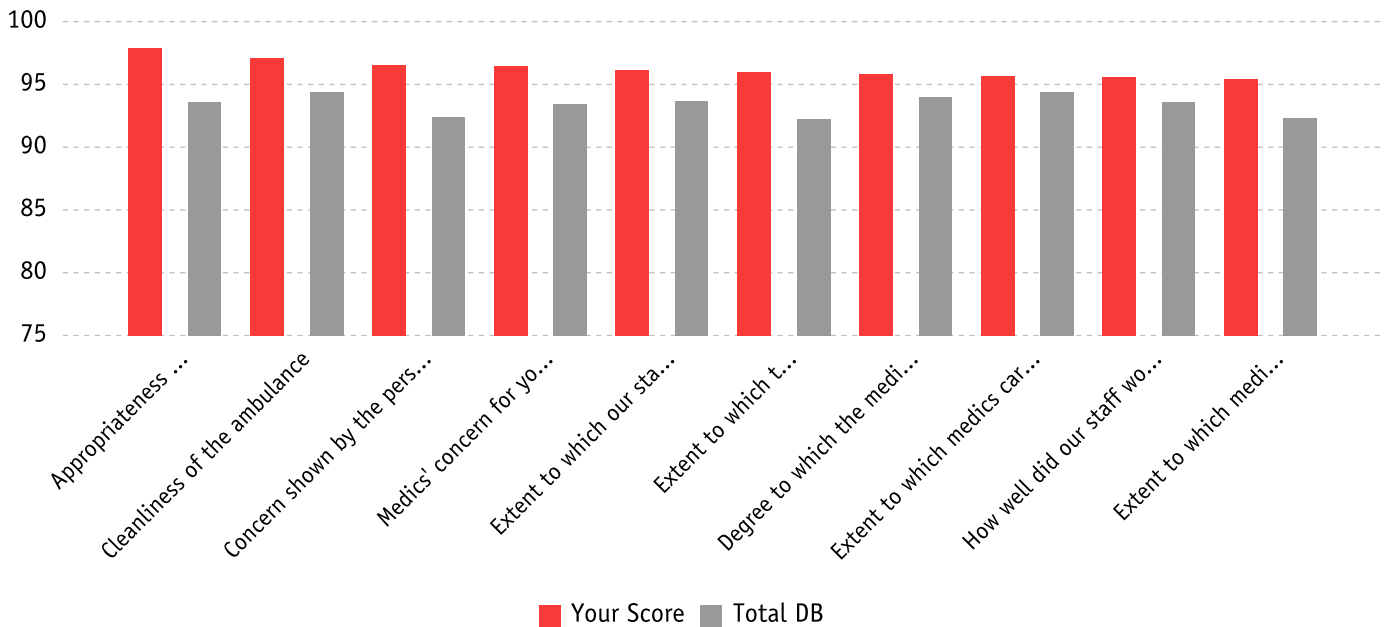
### Greatest Increase and Decrease in Scores by Question

	Last Period	This Period	Change	Total DB Score
<b>Increases</b>				
Helpfulness of the person you called for ambulance service	89.95	94.76	4.82	92.40
Concern shown by the person you called for ambulance service	92.86	96.53	3.67	92.39
Extent to which the ambulance arrived in a timely manner	92.52	96.03	3.51	92.27
Extent to which you were told what to do until the ambulance arrived	92.17	95.03	2.86	91.06
<b>Decreases</b>				
Professionalism of the staff in our ambulance service billing office	100.00	89.67	-10.33	88.70
Willingness of the staff in our billing office to address your needs	100.00	91.75	-8.25	88.40
Degree to which the medics relieved your pain or discomfort	94.14	89.98	-4.16	90.44
Skill of the person driving the ambulance	98.38	94.40	-3.98	93.59
Extent to which the services received were worth the fees charged	92.39	89.25	-3.14	88.37
Care shown by the medics who arrived with the ambulance	98.15	95.09	-3.06	94.28
Comfort of the ride	92.62	90.09	-2.53	86.80
Likelihood of recommending this ambulance service to others	97.77	95.30	-2.46	93.25
Extent to which medics cared for you as a person	98.04	95.65	-2.38	94.43
Extent to which the medics kept you informed about your treatment	95.62	93.29	-2.34	92.39



**Greatest Scores Above Benchmarks by Question**

Highest Above Benchmark	This Period	Variance	Total DB Score
Appropriateness of Emergency Medical Transportation treatment	97.92	4.31	93.61
Cleanliness of the ambulance	97.14	2.75	94.39
Concern shown by the person you called for ambulance service	96.53	4.14	92.39
Medics' concern for your privacy	96.46	2.99	93.47
Extent to which our staff eased your entry into the medical facility	96.13	2.45	93.68
Extent to which the ambulance arrived in a timely manner	96.03	3.76	92.27
Degree to which the medics listened to you and/or your family	95.83	1.82	94.01
Extent to which medics cared for you as a person	95.65	1.23	94.43
How well did our staff work together to care for you	95.61	2.05	93.57
Extent to which medics included you in the treatment decisions (if applicable)	95.47	3.13	92.33







**Key Drivers** — This section shows the relative importance of each question to the respondents' overall satisfaction. The greater the coefficient number, the more important the issue is to your patients' overall satisfaction. The questions are arranged based on their weighted importance value.

Question	Your Score	Correlation Coefficient
Willingness of the staff in our billing office to address your needs	91.75	.995478213
Professionalism of the staff in our billing office	null	.980252256
Professionalism of the staff in our ambulance service billing office	89.67	.980252256
Extent to which medics included you in the treatment decisions (if applicable)	95.47	.930104833
How well did our staff work together to care for you	95.61	.878425781
Skill of the medics	95.09	.83531314
Extent to which the medics kept you informed about your treatment	93.29	.812885465
Degree to which the medics took your problem seriously	95.39	.801762333
Extent to which medics cared for you as a person	95.65	.797404415
Degree to which the medics listened to you and/or your family	95.83	.751238278
Care shown by the medics who arrived with the ambulance	95.09	.749258685
Skill of the person driving the ambulance	94.40	.736118404
Helpfulness of the person you called for ambulance service	94.76	.733709639
Medics' concern for your privacy	96.46	.721773352
Appropriateness of Emergency Medical Transportation treatment	97.92	.714886079
Comfort of the ride	90.09	.692750383
Extent to which the services received were worth the fees charged	89.25	.664011105
Degree to which the medics relieved your pain or discomfort	89.98	.653440783
Extent to which our staff eased your entry into the medical facility	96.13	.607421359
Concern shown by the person you called for ambulance service	96.53	.597726581
Extent to which you were told what to do until the ambulance arrived	95.03	.580629442
Cleanliness of the ambulance	97.14	.483122515
Extent to which the ambulance arrived in a timely manner	96.03	.470679314



**Company Comparisons** — The following chart gives a comparison of the mean score for each question as scored by comparable companies. Your company is highlighted. There is also a green-shaded highlight of the highest score for each question. This will show how you compare to similar companies.

	Your Company	Comparison Companies					
		A	B	C	D	E	F
Helpfulness of the person you called for ambulance service	94.76	87.11	87.00	93.14	96.15	93.40	0
Concern shown by the person you called for ambulance service	96.53	89.78	88.36	92.02	94.00	94.58	0
Extent to which you were told what to do until the ambulance	95.03	90.65	89.80	90.74	93.75	93.53	0
Extent to which the ambulance arrived in a timely manner	96.03	91.67	85.70	94.19	91.07	91.23	0
Cleanliness of the ambulance	97.14	93.89	90.74	94.24	95.37	94.92	0
Comfort of the ride	90.09	87.92	84.14	87.05	92.00	89.76	0
Skill of the person driving the ambulance	94.40	92.58	91.29	94.19	95.19	95.13	0
Care shown by the medics who arrived with the ambulance	95.09	93.97	92.35	95.33	95.37	93.45	0
Degree to which the medics took your problem seriously	95.39	94.48	91.55	94.67	97.22	93.61	0
Degree to which the medics listened to you and/or your family	95.83	92.73	90.35	94.53	95.19	93.54	0
Skill of the medics	95.09	94.71	91.15	94.79	97.22	94.88	0
Extent to which the medics kept you informed about your	93.29	91.36	89.60	93.25	92.59	90.27	0
Extent to which medics included you in the treatment decisions (if	95.47	88.82	89.73	93.25	95.45	93.69	0
Degree to which the medics relieved your pain or discomfort	89.98	90.01	86.24	91.59	96.00	92.56	0
Medics' concern for your privacy	96.46	94.23	90.59	94.20	96.00	92.41	0
Extent to which medics cared for you as a person	95.65	95.06	90.59	94.89	96.15	93.61	0
Professionalism of the staff in our ambulance service billing office	89.67	89.89	85.03	88.56	91.67	90.58	96.43
Professionalism of the staff in our billing office	0	89.89	85.03	88.56	91.67	90.58	96.43
Willingness of the staff in our billing office to address your needs	91.75	86.69	85.32	87.77	92.65	91.18	95.39
How well did our staff work together to care for you	95.61	92.90	91.55	93.63	94.23	94.08	95.09
Extent to which our staff eased your entry into the medical facility	96.13	93.75	91.55	94.18	93.52	93.64	97.25
Appropriateness of Emergency Medical Transportation treatment	97.92	94.08	90.97	94.49	96.15	93.82	93.22
Extent to which the services received were worth the fees charged	89.25	89.34	84.65	89.81	94.05	91.04	96.96
Overall rating of the care provided by our Emergency Medical	94.28	92.99	92.35	94.09	95.19	94.31	0
Likelihood of recommending this ambulance service to others	95.30	93.21	88.95	94.08	96.15	94.14	0
<b>Overall score</b>	94.80	91.93	89.37	93.11	94.75	93.14	95.72
<b>National Rank</b>	37	70	91	61	40	60	32
<b>Comparable Size (Large) Company Rank</b>	4	16	22	12	5	11	2

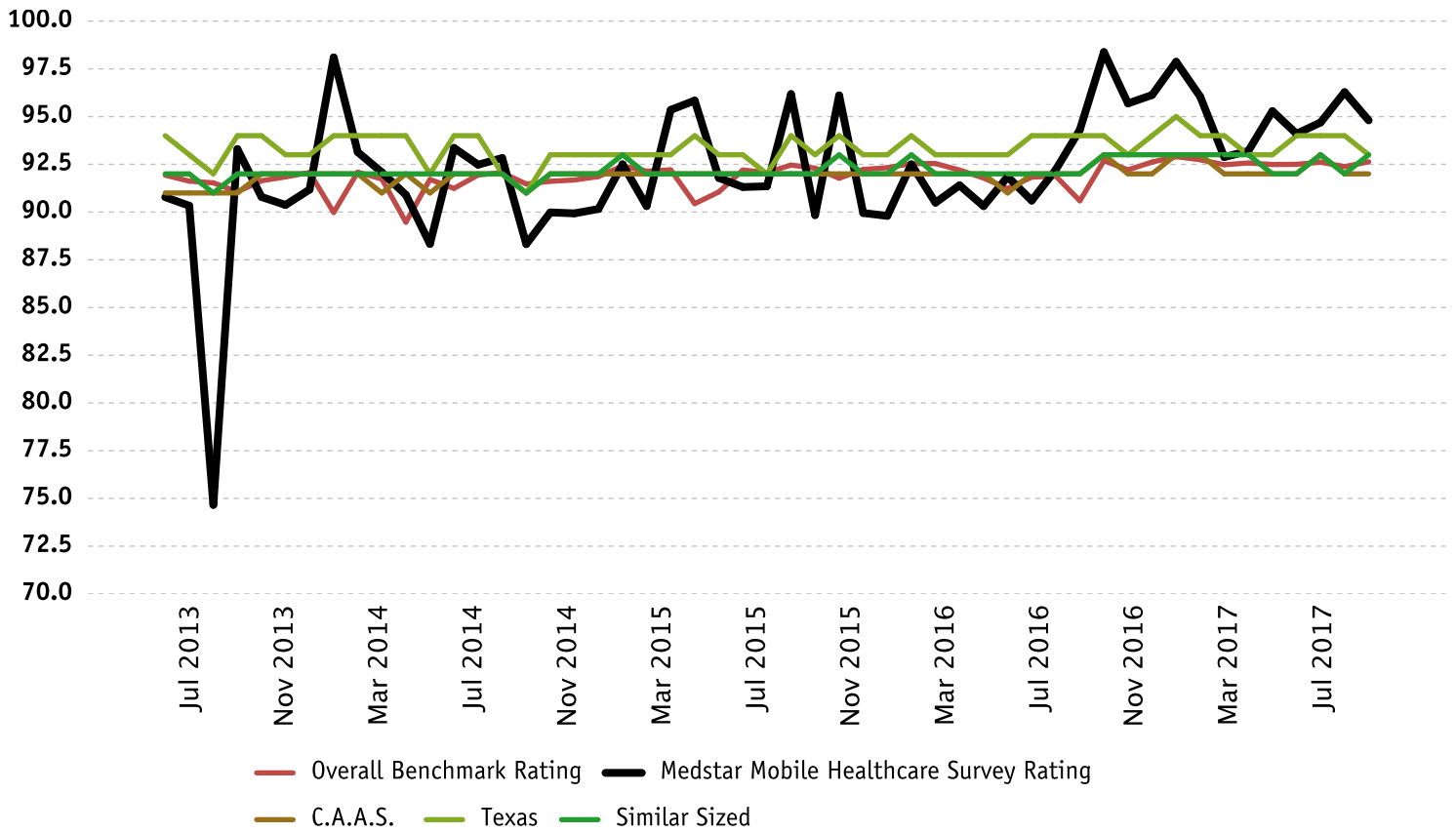


**Benchmark Comparison**

	Your Company	Total DB	Similar Sized	Texas	C.A.A.S.
<b>Total Score</b>	<b>94.80</b>	92.60	92.28	92.97	91.82
Helpfulness of the person you called for ambulance service	94.76	92.40	91.95	93.28	92.11
Concern shown by the person you called for ambulance service	96.53	92.39	92.26	93.38	92.12
Extent to which you were told what to do until the ambulance	95.03	91.06	91.09	93.17	90.73
Extent to which the ambulance arrived in a timely manner	96.03	92.27	92.12	93.13	91.66
Cleanliness of the ambulance	97.14	94.39	94.34	95.32	94.05
Comfort of the ride	90.09	86.80	86.34	88.69	85.89
Skill of the person driving the ambulance	94.40	93.59	93.71	94.36	93.45
Care shown by the medics who arrived with the ambulance	95.09	94.28	94.23	94.50	93.93
Degree to which the medics took your problem seriously	95.39	94.46	94.61	94.65	94.23
Degree to which the medics listened to you and/or your family	95.83	94.01	94.00	94.49	93.70
Skill of the medics	95.09	94.27	94.44	94.66	94.05
Extent to which the medics kept you informed about your	93.29	92.39	92.33	92.38	91.89
Extent to which medics included you in the treatment decisions	95.47	92.33	92.61	93.12	92.02
Degree to which the medics relieved your pain or discomfort	89.98	90.44	90.43	90.93	90.09
Medics' concern for your privacy	96.46	93.47	93.51	93.70	93.15
Extent to which medics cared for you as a person	95.65	94.43	94.42	94.45	94.07
Professionalism of the staff in our billing office		88.70	89.37	89.99	88.18
Professionalism of the staff in our ambulance service billing	89.67	88.70	89.37	89.99	88.18
Willingness of the staff in our billing office to address your	91.75	88.40	88.69	89.41	87.52
How well did our staff work together to care for you	95.61	93.57	93.46	94.13	93.07
Extent to which our staff eased your entry into the medical	96.13	93.68	93.92	94.17	93.40
Appropriateness of Emergency Medical Transportation treatment	97.92	93.61	93.76	94.42	93.30
Extent to which the services received were worth the fees	89.25	88.37	89.00	89.26	88.38
Overall rating of the care provided by our Emergency Medical	94.28	93.75	93.76	94.18	93.44
Likelihood of recommending this ambulance service to others	95.30	93.25	93.28	94.53	92.84
<b>Number of Surveys for the period</b>	<b>125</b>				

Medstar Mobile Healthcare  
**September 1, 2017 to September 30, 2017**

**Benchmark Trending Graphic** - Below are the monthly scores for your service. It details the overall score for each month as well as your subscribed benchmarks for that month.





## Cumulative Comparisons

This section lists a synopsis of the information about your individual questions and overall scores over the entire lifetime of the dataset. The first column shows the company score and the second column details the total database score.

	Your Score	Total DB
<b>Overall Facility Rating</b>	<b>92.21</b>	<b>91.63</b>
<b>Dispatch</b>	<b>92.3</b>	<b>91.58</b>
Helpfulness of the person you called for ambulance service	92.51	92.31
Concern shown by the person you called for ambulance service	92.72	92.06
Extent to which you were told what to do until the ambulance	91.66	90.38
<b>Ambulance</b>	<b>92.26</b>	<b>91.38</b>
Extent to which the ambulance arrived in a timely manner	93.03	91.70
Cleanliness of the ambulance	94.79	93.91
Comfort of the ride	88.03	87.09
Skill of the person driving the ambulance	93.17	92.83
<b>Medic</b>	<b>93.22</b>	<b>92.78</b>
Care shown by the medics who arrived with the ambulance	94.03	93.82
Degree to which the medics took your problem seriously	94.02	93.73
Degree to which the medics listened to you and/or your family	93.64	93.31
Skill of the medics	94.33	93.87
Extent to which the medics kept you informed about your treatment	92.66	91.97
Extent to which medics included you in the treatment decisions (if	92.57	91.75
Degree to which the medics relieved your pain or discomfort	89.75	90.15
Medics' concern for your privacy	93.78	92.73
Extent to which medics cared for you as a person	94.16	93.69
<b>Billing Staff Assessment</b>	<b>87.67</b>	<b>88.06</b>



**Cumulative Comparisons (Continued)**

	Your Score	Total DB
<b>Overall Facility Rating</b>	<b>92.21</b>	<b>91.63</b>
<b>Billing Staff Assessment</b>	<b>87.67</b>	<b>88.06</b>
Professionalism of the staff in our billing office	87.21	87.76
Professionalism of the staff in our ambulance service billing office	88.54	88.20
Willingness of the staff in our billing office to address your needs	87.27	88.22
<b>Overall Assessment</b>	<b>92.9</b>	<b>91.89</b>
How well did our staff work together to care for you	93.98	92.91
Extent to which our staff eased your entry into the medical facility	93.54	93.09
Appropriateness of Emergency Medical Transportation treatment	93.91	92.85
Extent to which the services received were worth the fees charged	88.34	86.86
Overall rating of the care provided by our Emergency Medical	93.85	93.00
Likelihood of recommending this ambulance service to others	93.77	92.62



### Top Box Comparisons

The Top Box Analysis displays the number of responses for the entire survey by question and rating. The Top Box itself shows the percentage of "Very Good" responses, the highest rating, for each question. Next to the company rating is the entire EMS DB rating for those same questions.

	Very Poor	Poor	Fair	Good	Very Good	Company % Very Good	EMS DB % Very Good
<b>Overall Company Rating</b>	<b>19</b>	<b>19</b>	<b>41</b>	<b>225</b>	<b>1808</b>	<b>85.61%</b>	<b>75.51%</b>
<b>Dispatch</b>	<b>2</b>	<b>0</b>	<b>2</b>	<b>8</b>	<b>97</b>	<b>88.99%</b>	<b>74.54%</b>
Helpfulness of the person you called for ambulance service	1	0	0	4	33	86.84%	76.12%
Concern shown by the person you called for ambulance service	0	0	1	3	32	88.89%	75.30%
Extent to which you were told what to do until the ambulance arrived	1	0	1	1	32	91.43%	72.19%
<b>Ambulance</b>	<b>2</b>	<b>3</b>	<b>12</b>	<b>55</b>	<b>355</b>	<b>83.14%</b>	<b>74.24%</b>
Extent to which the ambulance arrived in a timely manner	1	0	0	14	98	86.73%	75.18%
Cleanliness of the ambulance	0	0	0	12	93	88.57%	79.60%
Comfort of the ride	0	2	9	20	80	72.07%	63.61%
Skill of the person driving the ambulance	1	1	3	9	84	85.71%	78.55%
<b>Medic</b>	<b>7</b>	<b>11</b>	<b>17</b>	<b>113</b>	<b>838</b>	<b>84.99%</b>	<b>79.16%</b>
Care shown by the medics who arrived with the ambulance	1	0	1	18	102	83.61%	81.38%
Degree to which the medics took your problem seriously	2	1	2	7	107	89.92%	82.47%
Degree to which the medics listened to you and/or your family	0	1	1	14	98	85.96%	81.06%
Skill of the medics	0	2	1	14	95	84.82%	81.20%
Extent to which the medics kept you informed about your treatment	0	3	4	12	89	82.41%	76.35%



**Top Box Comparisons (Continued)**

	Very Poor	Poor	Fair	Good	Very Good	Company % Very Good	EMS DB % Very Good
<b>Overall Company Rating</b>	<b>19</b>	<b>19</b>	<b>41</b>	<b>225</b>	<b>1808</b>	<b>85.61%</b>	<b>75.51%</b>
Extent to which medics included you in the treatment decisions (if applicable)	1	0	2	8	77	87.50%	76.61%
Degree to which the medics relieved your pain or discomfort	3	1	5	16	77	75.49%	72.33%
Medics' concern for your privacy	0	1	0	12	93	87.74%	78.46%
Extent to which medics cared for you as a person	0	2	1	12	100	86.96%	82.55%
<b>Billing Staff Assessment</b>	<b>2</b>	<b>0</b>	<b>0</b>	<b>1</b>	<b>21</b>	<b>87.50%</b>	<b>63.15%</b>
Professionalism of the staff in our billing office	0	0	0	0	0		63.23%
Professionalism of the staff in our ambulance service billing office	1	0	0	1	10	83.33%	63.23%
Willingness of the staff in our billing office to address your needs	1	0	0	0	11	91.67%	63.01%
<b>Overall Assessment</b>	<b>6</b>	<b>5</b>	<b>10</b>	<b>48</b>	<b>497</b>	<b>87.81%</b>	<b>77.55%</b>
How well did our staff work together to care for you	0	3	0	11	100	87.72%	79.00%
Extent to which our staff eased your entry into the medical facility	0	1	1	10	85	87.63%	79.55%
Appropriateness of Emergency Medical Transportation treatment	0	0	1	6	89	92.71%	79.36%
Extent to which the services received were worth the fees charged	2	0	4	3	35	79.55%	67.76%
Overall rating of the care provided by our Emergency Medical Transportation service	2	1	0	14	92	84.40%	80.03%
Likelihood of recommending this ambulance service to others	2	0	4	4	96	90.57%	79.63%



## No Records for filters provided

We were unable to find any records that matched the filters you provided, please widen your search scope.

