

Medstar Mobile Healthcare

Fort Worth, TX

Client 6511



1515 Center Street

Lansing, Mi 48096

1 (517) 318-3800

support@EMSSurveyTeam.com

www.EMSSurveyTeam.com

EMS System Report

May 1, 2020 to May 31, 2020

Your Score

95.32

Number of Your Patients in this Report

125

Number of Patients in this Report

7,305

Number of Transport Services in All EMS DB

165





Executive Summary

This report contains data from **125 Medstar Mobile Healthcare** patients who returned a questionnaire between **05/01/2020** and **05/31/2020**.

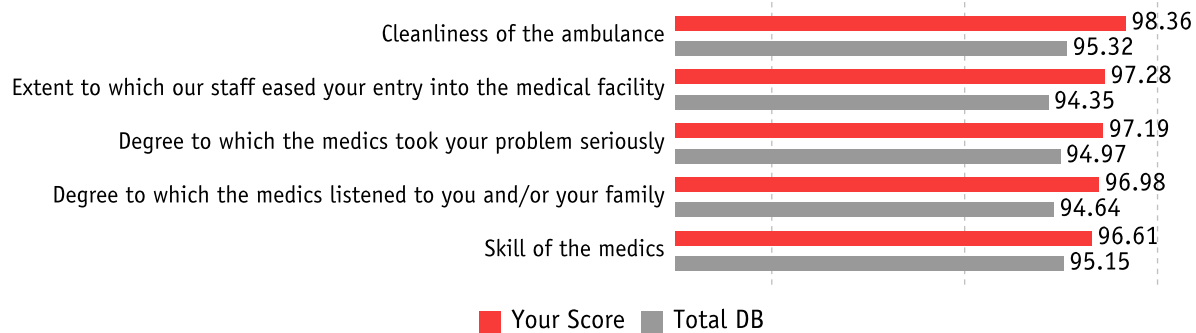
The overall mean score for the standard questions was **95.32**; this is a difference of **1.84** points from the overall EMS database score of **93.48**.

The current score of **95.32** is a change of **-2.53** points from last period's score of **97.85**. This was the **28th** highest overall score for all companies in the database.

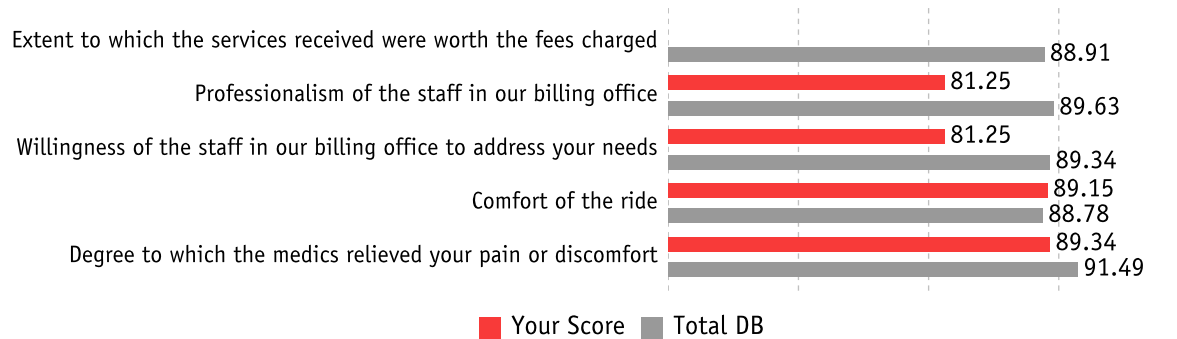
You are ranked **4th** for comparably sized companies in the system.

86.69% of responses to standard questions had a rating of Very Good, the highest rating. **98.77%** of all responses were positive.

5 Highest Scores



5 Lowest Scores

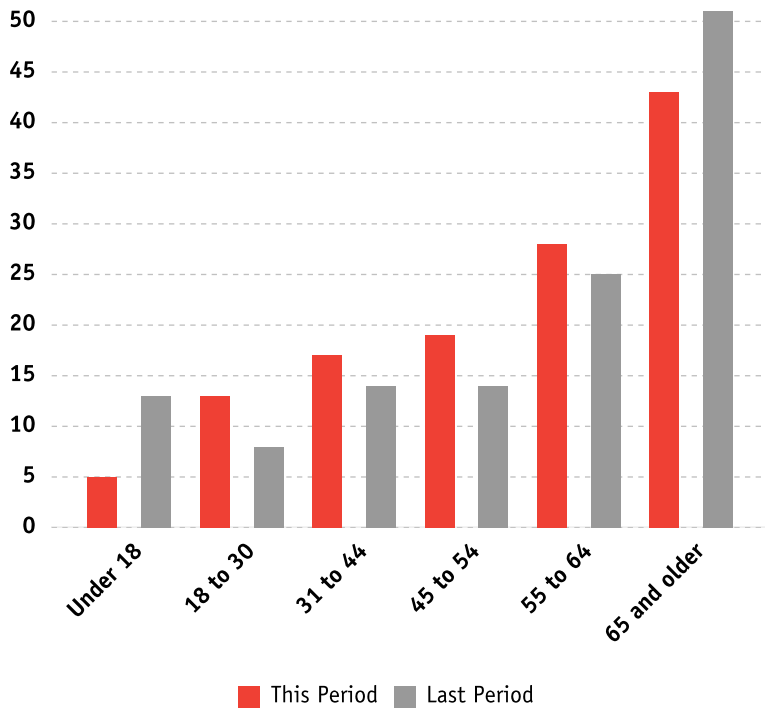




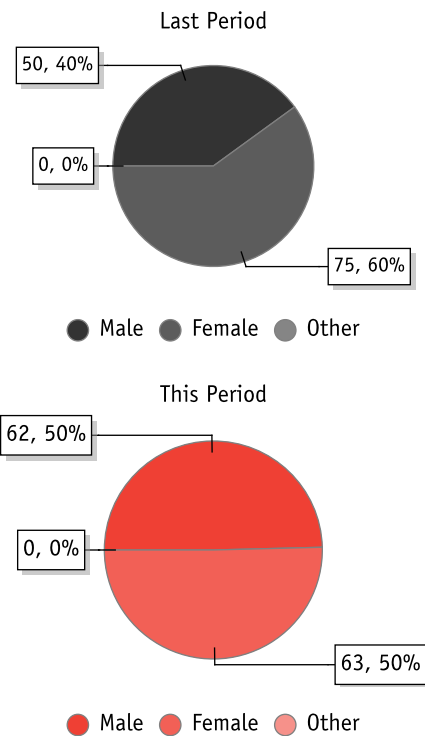
Demographics — This section provides demographic information about the patients who responded to the survey for the current and the previous periods. The information comes from the data you submitted. Compare this demographic data to your eligible population. Generally, the demographic profile will approximate your service population.

	Last Period				This Period			
	Total	Male	Female	Other	Total	Male	Female	Other
Under 18	13	10	3	0	5	2	3	0
18 to 30	8	2	6	0	13	5	8	0
31 to 44	14	4	10	0	17	5	12	0
45 to 54	14	8	6	0	19	10	9	0
55 to 64	25	9	16	0	28	17	11	0
65 and older	51	17	34	0	43	23	20	0
Total	125	50	75	0	125	62	63	0

Age Ranges



Gender





Dispatch Analysis

This report details results concerning dispatch performance. The report contains the mean scores for each survey item. The first column shows the organization score and the total EMS national database score; the second column is your difference from the database score.

Helpfulness of the person you called for ambulance service



Concern shown by the person you called for ambulance service



Extent to which you were told what to do until the ambulance arrived



Overall Section Score





Ambulance Analysis

This report details the section results that concern ambulance performance. The report contains the mean scores for each survey item. The first column shows the organization score and the total database score, the second column is your difference from the database score.

Extent to which the ambulance arrived in a timely manner



Cleanliness of the ambulance



Comfort of the ride



Skill of the person driving the ambulance



Overall Section Score





Medic Analysis

This report details the section results that concern medic performance. The report contains the mean scores for each survey item. The first column shows the organization score and the total database score, the second column is your difference from the database score.

Care shown by the medics who arrived with the ambulance



Degree to which the medics took your problem seriously



Degree to which the medics listened to you and/or your family



Skill of the medics



Extent to which the medics kept you informed about your treatment



Extent to which medics included you in the treatment decisions (if applicable)



Degree to which the medics relieved your pain or discomfort





Medic Analysis

This report details the section results that concern medic performance. The report contains the mean scores for each survey item. The first column shows the organization score and the total database score, the second column is your difference from the database score.

Medics' concern for your privacy



Extent to which medics cared for you as a person



Overall Section Score





Billing Staff Assessment Analysis

This report details the section results that concern office performance. The report contains the mean scores for each survey item. The first column shows the organization score and the total database score, the second column is your difference from the database score.

Professionalism of the staff in our billing office



Willingness of the staff in our billing office to address your needs



Overall Section Score





Overall Assessment Analysis

This report details the section results that concern assessment of performance. The report contains the mean scores for each survey item. The first column shows the organization score and the total database score, the second column is your difference from the database score.

How well did our staff work together to care for you



Extent to which our staff eased your entry into the medical facility



Appropriateness of Emergency Medical Transportation treatment



Extent to which the services received were worth the fees charged



Overall rating of the care provided by our Emergency Medical Transportation service



Likelihood of recommending this ambulance service to others



Overall Section Score





Question Analysis

This section lists a synopsis of the information about your individual questions and overall scores for this monthly reporting period. The first column shows the company score from the previous period, the second column shows the change, the third column shows your score for this period and the fourth column shows the total Database score.

Dispatch Analysis

	Last Period	Change	This Period	Total DB
Helpfulness of the person you called for ambulance service	98.86	-3.27	95.59	93.41
Concern shown by the person you called for ambulance service	98.86	-3.27	95.59	93.11
Extent to which you were told what to do until the ambulance arrived	98.86	-3.76	95.10	92.18

Ambulance Analysis

	Last Period	Change	This Period	Total DB
Extent to which the ambulance arrived in a timely manner	98.19	-4.08	94.11	93.41
Cleanliness of the ambulance	99.52	-1.16	98.36	95.32
Comfort of the ride	92.88	-3.73	89.15	88.78
Skill of the person driving the ambulance	97.52	-2.23	95.29	94.49

Medic Analysis

	Last Period	Change	This Period	Total DB
Care shown by the medics who arrived with the ambulance	98.79	-2.81	95.98	95.05
Degree to which the medics took your problem seriously	99.60	-2.41	97.19	94.97
Degree to which the medics listened to you and/or your family	98.79	-1.81	96.98	94.64
Skill of the medics	98.60	-1.99	96.61	95.15
Extent to which the medics kept you informed about your treatment	96.77	-0.42	96.35	93.40
Extent to which medics included you in the treatment decisions (if applicable)	97.35	-1.66	95.69	93.22
Degree to which the medics relieved your pain or discomfort	95.15	-5.81	89.34	91.49
Medics' concern for your privacy	97.82	-1.38	96.44	94.03
Extent to which medics cared for you as a person	98.33	-1.81	96.52	94.82

Billing Staff Assessment Analysis

	Last Period	Change	This Period	Total DB
Professionalism of the staff in our billing office	100.00	-18.75	81.25	89.63
Willingness of the staff in our billing office to address your needs	100.00	-18.75	81.25	89.34



Question Analysis (Continued)

Overall Assessment Analysis	Last Period	Change	This Period	Total DB
How well did our staff work together to care for you	97.92	-1.57	96.35	94.43
Extent to which our staff eased your entry into the medical facility	99.11	-1.83	97.28	94.35
Appropriateness of Emergency Medical Transportation treatment	97.69	-2.06	95.63	94.18
Extent to which the services received were worth the fees charged	75.25	-25.12	50.13	88.91
Overall rating of the care provided by our Emergency Medical Transportation	97.71	-2.45	95.26	94.31
Likelihood of recommending this ambulance service to others	98.11	-2.61	95.50	93.95



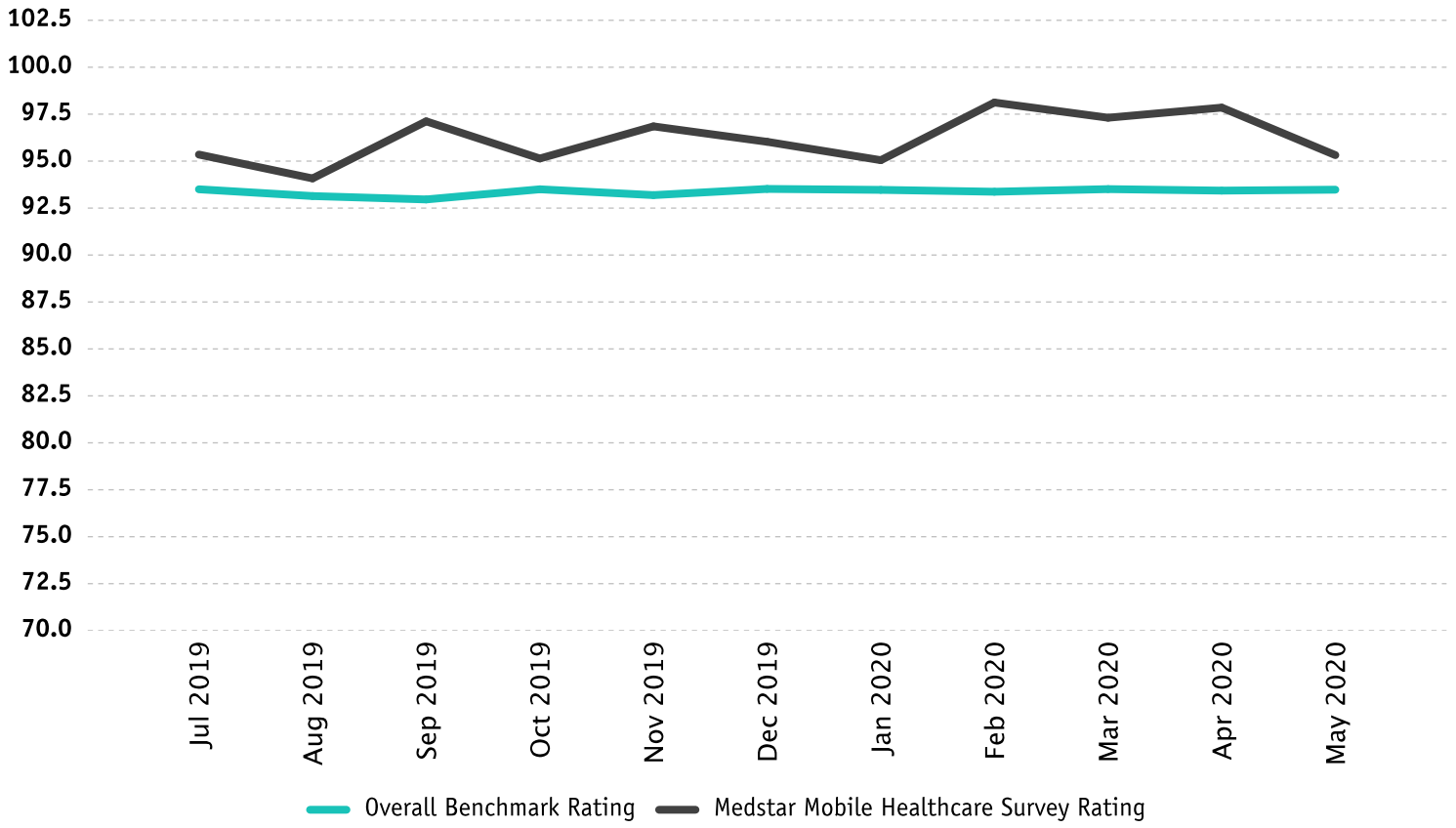
Monthly Breakdown

Below are the monthly responses that have been received for your service. It details the individual score for each question as well as the overall company score for that month.

	Jun 2019	Jul 2019	Aug 2019	Sep 2019	Oct 2019	Nov 2019	Dec 2019	Jan 2020	Feb 2020	Mar 2020	Apr 2020	May 2020
Helpfulness of the person you called for ambulance service	93.58	95.97	94.62	100.00	100.00	98.65	97.73	99.31	99.11	97.86	98.86	95.59
Concern shown by the person you called for ambulance service	93.58	95.97	94.62	100.00	100.00	98.65	97.73	99.31	99.07	96.53	98.86	95.59
Extent to which you were told what to do until the ambulance arrived	94.00	94.39	94.15	100.00	98.21	98.65	96.77	99.26	99.04	97.79	98.86	95.10
Extent to which the ambulance arrived in a timely manner	95.94	95.54	94.19	96.78	92.20	94.33	93.44	96.19	98.49	98.13	98.19	94.11
Cleanliness of the ambulance	99.75	97.77	96.04	99.12	98.21	99.34	98.06	97.92	99.29	98.88	99.52	98.36
Comfort of the ride	93.04	90.34	89.58	95.43	85.13	90.42	87.27	85.81	92.87	94.59	92.88	89.15
Skill of the person driving the ambulance	98.45	94.80	94.52	97.45	94.80	98.45	96.57	95.44	99.51	97.28	97.52	95.29
Care shown by the medics who arrived with the ambulance	97.18	96.31	94.53	98.00	95.56	98.00	96.61	95.21	98.99	98.40	98.79	95.98
Degree to which the medics took your problem seriously	98.00	95.33	94.33	95.36	95.57	97.40	97.01	95.57	98.39	98.20	99.60	97.19
Degree to which the medics listened to you and/or your family	96.34	95.22	93.66	95.25	95.26	97.20	96.57	94.22	97.78	97.78	98.79	96.98
Skill of the medics	96.77	96.40	95.22	96.93	95.53	97.37	97.18	95.54	98.37	97.78	98.60	96.61
Extent to which the medics kept you informed about your treatment	95.09	93.98	93.20	96.90	94.27	97.58	96.47	94.34	98.55	97.13	96.77	96.35
Extent to which medics included you in the treatment decisions (if	96.67	95.11	92.57	97.45	94.50	97.03	96.70	94.65	96.09	96.74	97.35	95.69
Degree to which the medics relieved your pain or discomfort	91.43	92.21	92.20	94.37	88.30	94.06	93.10	90.08	94.48	93.20	95.15	89.34
Medics' concern for your privacy	96.12	97.71	95.73	98.57	98.10	98.53	97.54	95.67	98.84	98.48	97.82	96.44
Extent to which medics cared for you as a person	97.20	96.47	95.30	96.57	96.70	98.14	97.76	95.88	99.17	97.78	98.33	96.52
Professionalism of the staff in our billing office	100.00	100.00	75.00	75.00		62.50	100.00	100.00	100.00	83.44	100.00	81.25
Willingness of the staff in our billing office to address your needs	100.00	100.00	75.00	75.00		50.50	100.00	100.00	100.00	83.44	100.00	81.25
How well did our staff work together to care for you	97.54	96.55	94.73	98.71	97.86	97.44	96.72	96.59	99.13	98.36	97.92	96.35
Extent to which our staff eased your entry into the medical facility	98.08	97.07	94.14	98.65	99.10	98.84	97.41	96.16	99.33	98.26	99.11	97.28
Appropriateness of Emergency Medical Transportation treatment	97.03	95.83	93.34	96.12	95.39	96.23	96.46	95.39	98.92	98.14	97.69	95.63
Extent to which the services received were worth the fees charged		62.50	100.00	83.33	67.00	88.89	82.14	65.75	94.44	86.17	75.25	50.13
Overall rating of the care provided by our Emergency Medical Transportation	96.98	95.09	94.73	96.90	95.87	95.97	96.11	95.01	97.67	97.52	97.71	95.26
Likelihood of recommending this ambulance service to others	98.04	94.73	94.79	97.41	94.84	96.08	95.56	96.44	98.48	97.71	98.11	95.50
Your Master Score	96.57	95.35	94.08	97.12	95.14	96.85	96.03	95.05	98.12	97.31	97.85	95.32
Your Total Responses	125	125	125	125	125	125	125	125	125	125	125	125



Monthly tracking of Overall Survey Score





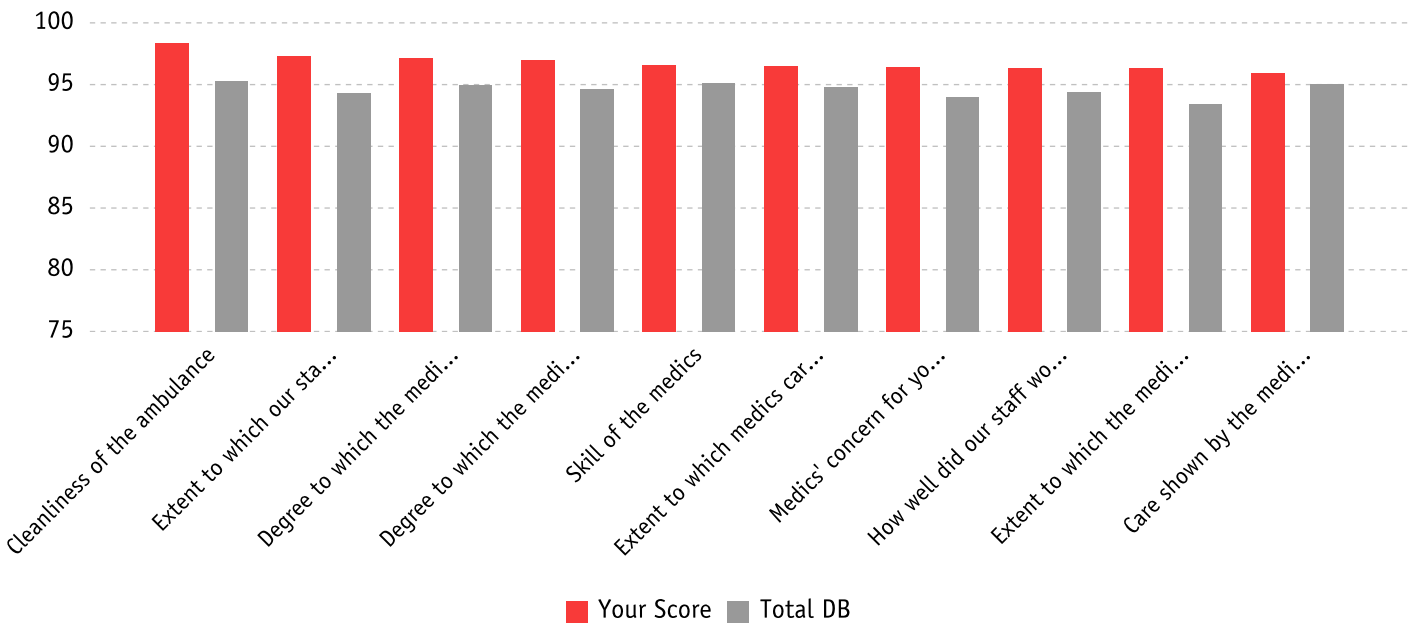
Greatest Increase and Decrease in Scores by Question

	Last Period	This Period	Change	Total DB Score
Decreases				
Extent to which the services received were worth the fees charged	75.25	50.12	-25.12	88.91
Professionalism of the staff in our billing office	100.00	81.25	-18.75	89.63
Willingness of the staff in our billing office to address your needs	100.00	81.25	-18.75	89.34
Degree to which the medics relieved your pain or discomfort	95.15	89.34	-5.81	91.49
Extent to which the ambulance arrived in a timely manner	98.19	94.11	-4.08	93.41
Extent to which you were told what to do until the ambulance arrived	98.86	95.10	-3.77	92.18
Comfort of the ride	92.88	89.15	-3.73	88.78
Helpfulness of the person you called for ambulance service	98.86	95.59	-3.28	93.41
Concern shown by the person you called for ambulance service	98.86	95.59	-3.28	93.11
Care shown by the medics who arrived with the ambulance	98.79	95.98	-2.81	95.05



Greatest Scores Above Benchmarks by Question

Highest Above Benchmark	This Period	Variance	Total DB Score
Cleanliness of the ambulance	98.36	3.04	95.32
Extent to which our staff eased your entry into the medical facility	97.28	2.93	94.35
Degree to which the medics took your problem seriously	97.19	2.21	94.97
Degree to which the medics listened to you and/or your family	96.98	2.35	94.64
Skill of the medics	96.61	1.45	95.15
Extent to which medics cared for you as a person	96.52	1.71	94.82
Medics' concern for your privacy	96.44	2.41	94.03
How well did our staff work together to care for you	96.35	1.92	94.43
Extent to which the medics kept you informed about your treatment	96.35	2.95	93.40
Care shown by the medics who arrived with the ambulance	95.98	0.93	95.05





Key Drivers — This section shows the relative importance of each question to the respondents' overall satisfaction. The greater the coefficient number, the more important the issue is to your patients' overall satisfaction. The questions are arranged based on their weighted importance value.

Question	Your Score	Correlation Coefficient
Professionalism of the staff in our billing office	81.25	.977966315
Willingness of the staff in our billing office to address your needs	81.25	.977966315
Appropriateness of Emergency Medical Transportation treatment	95.63	.937397192
Degree to which the medics took your problem seriously	97.19	.911585828
Degree to which the medics listened to you and/or your family	96.98	.910323191
How well did our staff work together to care for you	96.35	.906516332
Extent to which medics included you in the treatment decisions (if applicable)	95.69	.904509554
Medics' concern for your privacy	96.44	.902264358
Skill of the medics	96.61	.901873866
Extent to which the medics kept you informed about your treatment	96.35	.90008275
Care shown by the medics who arrived with the ambulance	95.98	.899019198
Extent to which medics cared for you as a person	96.52	.891405293
Extent to which the services received were worth the fees charged	50.13	.886929534
Extent to which our staff eased your entry into the medical facility	97.28	.790232425
Degree to which the medics relieved your pain or discomfort	89.34	.786321455
Concern shown by the person you called for ambulance service	95.59	.777336331
Helpfulness of the person you called for ambulance service	95.59	.777336331
Skill of the person driving the ambulance	95.29	.766540362
Extent to which you were told what to do until the ambulance arrived	95.10	.76411128
Extent to which the ambulance arrived in a timely manner	94.11	.728998275
Comfort of the ride	89.15	.723882054
Cleanliness of the ambulance	98.36	.647172038



Company Comparisons — The following chart gives a comparison of the mean score for each question as scored by comparable companies. Your company is highlighted. There is also a green-shaded highlight of the highest score for each question. This will show how you compare to similar companies.

	Your Company	Comparison Companies					
		A	B	C	D	E	F
Helpfulness of the person you called for ambulance service	95.59	100.00	92.16	93.65	90.79	94.36	95.80
Concern shown by the person you called for ambulance service	95.59	100.00	92.05	94.20	90.37	94.40	95.22
Extent to which you were told what to do until the ambulance	95.10	100.00	90.78	92.33	88.12	93.62	94.59
Extent to which the ambulance arrived in a timely manner	94.11	100.00	91.47	92.98	90.28	92.64	94.90
Cleanliness of the ambulance	98.36	100.00	94.08	94.51	93.82	96.22	96.76
Comfort of the ride	89.15	100.00	86.36	89.96	88.25	90.32	91.79
Skill of the person driving the ambulance	95.29	100.00	92.88	94.10	92.47	95.24	96.30
Care shown by the medics who arrived with the ambulance	95.98	100.00	94.11	94.60	93.60	95.49	95.70
Degree to which the medics took your problem seriously	97.19	100.00	94.65	94.29	92.36	96.04	96.52
Degree to which the medics listened to you and/or your family	96.98	100.00	93.97	93.39	92.56	96.18	96.11
Skill of the medics	96.61	100.00	94.60	94.82	92.99	96.36	96.98
Extent to which the medics kept you informed about your	96.35	100.00	92.69	92.75	91.35	94.60	94.93
Extent to which medics included you in the treatment decisions (if	95.69	100.00	92.19	91.14	90.63	95.09	94.57
Degree to which the medics relieved your pain or discomfort	89.34	100.00	91.15	89.62	89.86	93.21	93.34
Medics' concern for your privacy	96.44	100.00	93.25	93.03	91.56	96.19	95.00
Extent to which medics cared for you as a person	96.52	100.00	94.23	94.45	93.21	95.91	96.03
Professionalism of the staff in our billing office	81.25	0	90.12	89.63	89.88	92.98	90.75
Willingness of the staff in our billing office to address your needs	81.25	0	90.08	88.94	89.38	91.97	89.19
How well did our staff work together to care for you	96.35	100.00	94.11	93.10	93.18	95.99	95.89
Extent to which our staff eased your entry into the medical facility	97.28	100.00	93.98	93.43	94.10	96.55	95.54
Appropriateness of Emergency Medical Transportation treatment	95.63	100.00	93.85	92.68	93.42	95.54	96.43
Extent to which the services received were worth the fees charged	50.13	100.00	89.48	87.37	85.82	91.94	90.75
Overall rating of the care provided by our Emergency Medical	95.26	100.00	93.59	92.57	94.06	96.35	97.24
Likelihood of recommending this ambulance service to others	95.50	100.00	93.53	92.92	93.27	96.23	95.67
Overall score	95.32	100.00	92.61	92.73	91.59	94.81	95.10
National Rank	28	1	57	53	68	33	31
Comparable Size (Large) Company Rank	4	1	16	12	17	6	5



Benchmark Comparison

	Your Company	Total DB	Similar Sized	Texas	CAAS	ACE
Helpfulness of the person you called for ambulance service	95.59	93.41	93.32	94.74	93.12	94.47
Concern shown by the person you called for ambulance service	95.59	93.11	93.02	94.29	92.84	94.01
Extent to which you were told what to do until the ambulance	95.10	92.18	91.66	93.36	91.64	93.25
Extent to which the ambulance arrived in a timely manner	94.11	93.41	92.83	94.20	93.03	94.34
Cleanliness of the ambulance	98.36	95.32	95.11	96.13	95.20	96.31
Comfort of the ride	89.15	88.78	88.52	91.05	88.39	89.96
Skill of the person driving the ambulance	95.29	94.49	94.31	94.97	94.29	94.66
Care shown by the medics who arrived with the ambulance	95.98	95.05	94.84	96.06	94.84	95.79
Degree to which the medics took your problem seriously	97.19	94.97	94.75	96.12	94.77	95.86
Degree to which the medics listened to you and/or your family	96.98	94.64	94.47	95.96	94.40	95.40
Skill of the medics	96.61	95.15	95.07	96.14	94.87	95.32
Extent to which the medics kept you informed about your	96.35	93.40	93.23	95.11	93.10	94.67
Extent to which medics included you in the treatment decisions	95.69	93.22	92.84	94.72	92.91	94.42
Degree to which the medics relieved your pain or discomfort	89.34	91.49	91.11	93.52	91.12	92.45
Medics' concern for your privacy	96.44	94.03	93.88	95.32	93.93	95.06
Extent to which medics cared for you as a person	96.52	94.82	94.57	95.85	94.59	95.39
Professionalism of the staff in our billing office	81.25	89.63	89.76	91.49	89.70	91.08
Willingness of the staff in our billing office to address your	81.25	89.34	89.47	90.94	89.32	90.72
How well did our staff work together to care for you	96.35	94.43	94.18	95.69	94.20	95.72
Extent to which our staff eased your entry into the medical	97.28	94.35	94.30	95.73	94.20	95.14
Appropriateness of Emergency Medical Transportation treatment	95.63	94.18	94.09	95.59	93.97	95.07
Extent to which the services received were worth the fees	50.13	88.91	88.36	90.73	88.39	88.05
Overall rating of the care provided by our Emergency Medical	95.26	94.31	93.93	95.64	93.98	95.21
Likelihood of recommending this ambulance service to others	95.50	93.95	93.63	95.07	93.73	94.99
Number of Surveys for the period	125					
Overall Score	95.32	93.19	92.97	94.52	92.94	94.06



Cumulative Comparisons

This section lists a synopsis of the information about your individual questions and overall scores over the entire lifetime of the dataset. The first column shows the company score and the second column details the total database score.

	Your Score	Total DB
Overall Facility Rating	93.31	92.15
Dispatch	93.13	91.95
Helpfulness of the person you called for ambulance service	93.37	92.60
Concern shown by the person you called for ambulance service	93.34	92.37
Extent to which you were told what to do until the ambulance	92.68	90.87
Ambulance	93.28	91.7
Extent to which the ambulance arrived in a timely manner	93.86	92.01
Cleanliness of the ambulance	96.17	94.25
Comfort of the ride	88.65	87.36
Skill of the person driving the ambulance	94.46	93.17
Medic	94.24	93.14
Care shown by the medics who arrived with the ambulance	95.00	94.15
Degree to which the medics took your problem seriously	95.02	94.07
Degree to which the medics listened to you and/or your family	94.70	93.77
Skill of the medics	95.25	94.17
Extent to which the medics kept you informed about your treatment	93.82	92.35
Extent to which medics included you in the treatment decisions (if	93.43	92.13
Degree to which the medics relieved your pain or discomfort	90.53	90.44
Medics' concern for your privacy	95.18	93.12
Extent to which medics cared for you as a person	95.21	94.04
Billing Staff Assessment	87.67	88.56



Cumulative Comparisons (Continued)

	Your Score	Total DB
Overall Facility Rating	93.31	92.15
Billing Staff Assessment	87.67	88.56
Professionalism of the staff in our billing office	87.65	88.52
Willingness of the staff in our billing office to address your needs	87.69	88.61
Overall Assessment	93.92	92.28
How well did our staff work together to care for you	95.27	93.28
Extent to which our staff eased your entry into the medical facility	95.36	93.45
Appropriateness of Emergency Medical Transportation treatment	94.84	93.19
Extent to which the services received were worth the fees charged	88.30	87.47
Overall rating of the care provided by our Emergency Medical	94.85	93.35
Likelihood of recommending this ambulance service to others	94.89	92.96



Top Box Comparisons

The Top Box Analysis displays the number of responses for the entire survey by question and rating. The Top Box itself shows the percentage of "Very Good" responses, the highest rating, for each question. Next to the company rating is the entire EMS DB rating for those same questions.

	Very Poor	Poor	Fair	Good	Very Good	Company % Very Good	EMS DB % Very Good
Overall Company Rating	23	5	45	229	1967	86.69%	78.30%
Dispatch	0	0	6	16	131	85.62%	76.82%
Helpfulness of the person you called for ambulance service	0	0	2	5	44	86.27%	78.27%
Concern shown by the person you called for ambulance service	0	0	2	5	44	86.27%	77.10%
Extent to which you were told what to do until the ambulance arrived	0	0	2	6	43	84.31%	75.07%
Ambulance	4	3	13	52	372	83.78%	77.17%
Extent to which the ambulance arrived in a timely manner	0	1	5	16	101	82.11%	78.16%
Cleanliness of the ambulance	0	0	0	7	100	93.46%	82.53%
Comfort of the ride	3	0	8	19	78	72.22%	67.20%
Skill of the person driving the ambulance	1	2	0	10	93	87.74%	80.80%
Medic	13	2	12	96	939	88.42%	81.45%
Care shown by the medics who arrived with the ambulance	1	0	2	12	109	87.90%	83.83%
Degree to which the medics took your problem seriously	1	0	0	10	113	91.13%	84.38%
Degree to which the medics listened to you and/or your family	1	0	1	9	113	91.13%	83.32%
Skill of the medics	1	0	1	11	112	89.60%	83.81%
Extent to which the medics kept you informed about your treatment	1	0	1	12	109	88.62%	79.20%



Top Box Comparisons (Continued)

	Very Poor	Poor	Fair	Good	Very Good	Company % Very Good	EMS DB % Very Good
Overall Company Rating	23	5	45	229	1967	86.69%	78.30%
Extent to which medics included you in the treatment decisions (if applicable)	1	0	0	15	94	85.45%	79.14%
Degree to which the medics relieved your pain or discomfort	5	2	3	10	78	79.59%	74.94%
Medics' concern for your privacy	1	0	1	10	100	89.29%	80.23%
Extent to which medics cared for you as a person	1	0	3	7	111	90.98%	84.19%
Billing Staff Assessment	0	0	2	2	4	50.00%	65.67%
Professionalism of the staff in our billing office	0	0	1	1	2	50.00%	65.76%
Willingness of the staff in our billing office to address your needs	0	0	1	1	2	50.00%	65.59%
Overall Assessment	6	0	12	63	521	86.54%	79.28%
How well did our staff work together to care for you	1	0	1	12	109	88.62%	81.17%
Extent to which our staff eased your entry into the medical facility	1	0	1	7	110	92.44%	80.97%
Appropriateness of Emergency Medical Transportation treatment	1	0	2	13	104	86.67%	81.06%
Extent to which the services received were worth the fees charged	1	0	5	2	0	0.00%	69.03%
Overall rating of the care provided by our Emergency Medical Transportation service	1	0	2	15	103	85.12%	81.79%
Likelihood of recommending this ambulance service to others	1	0	1	14	95	85.59%	81.64%