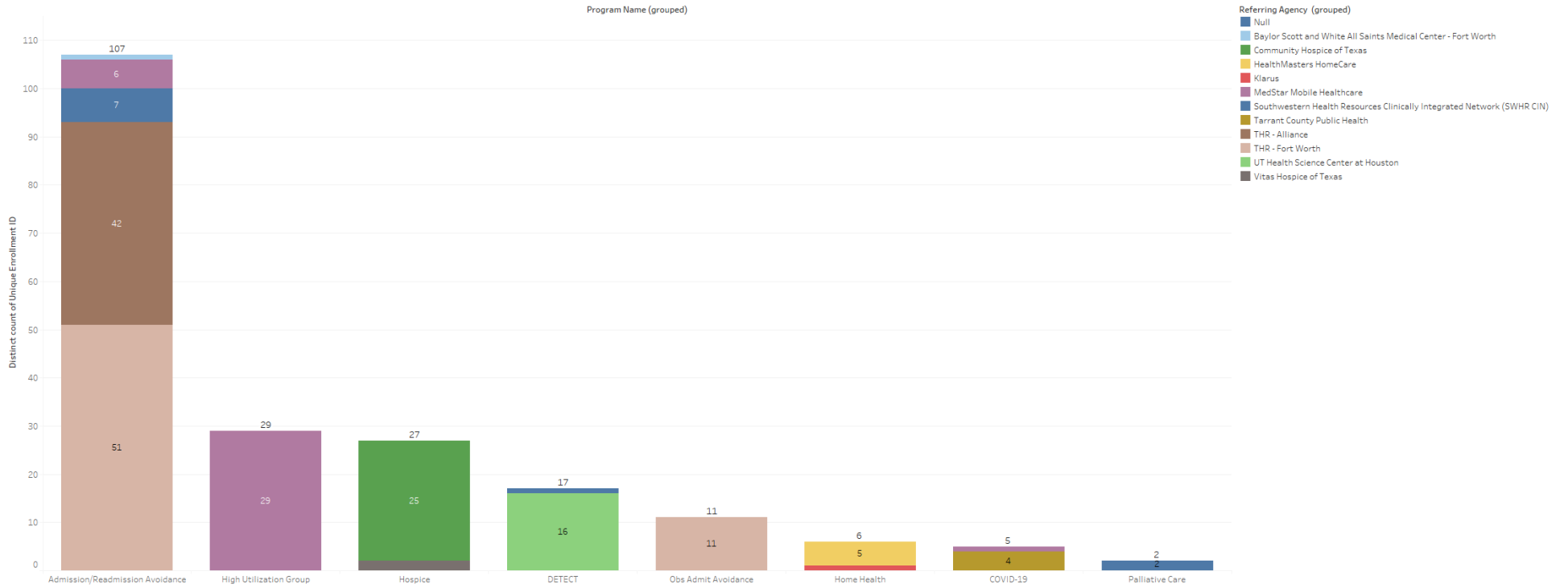


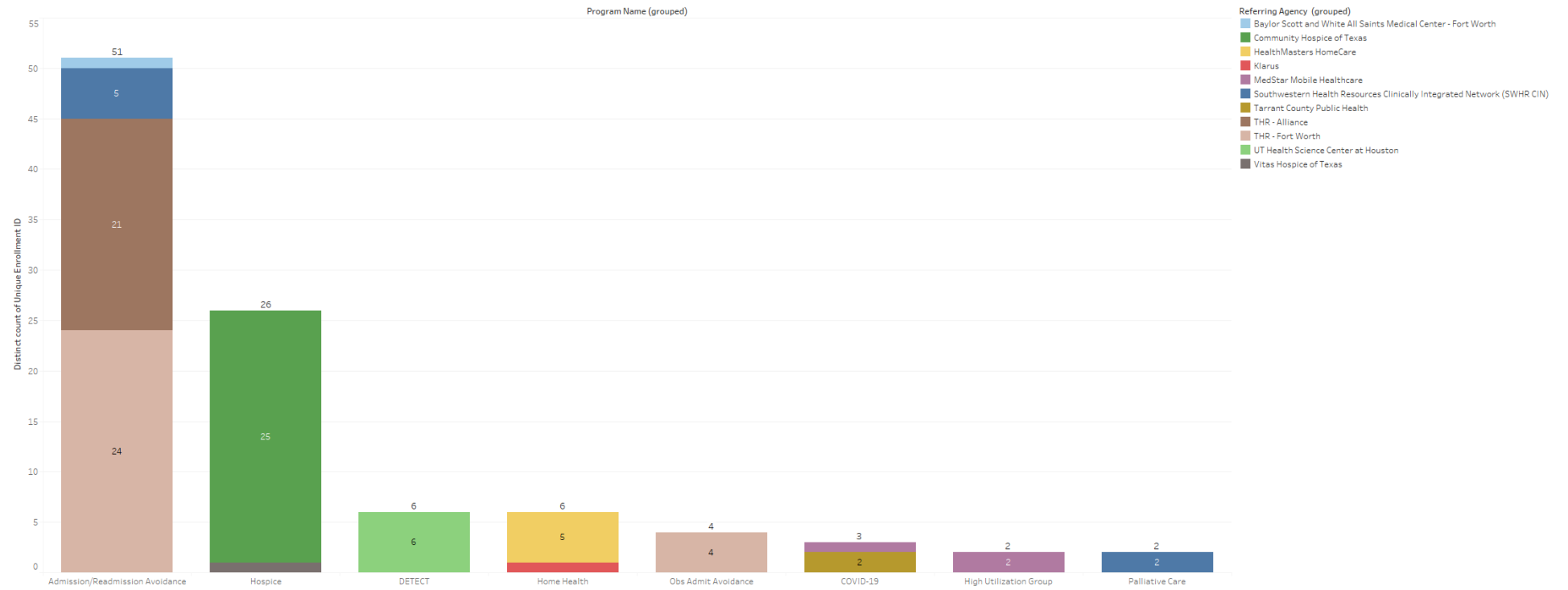
# MIH Referrals – April 2021

Referral Count



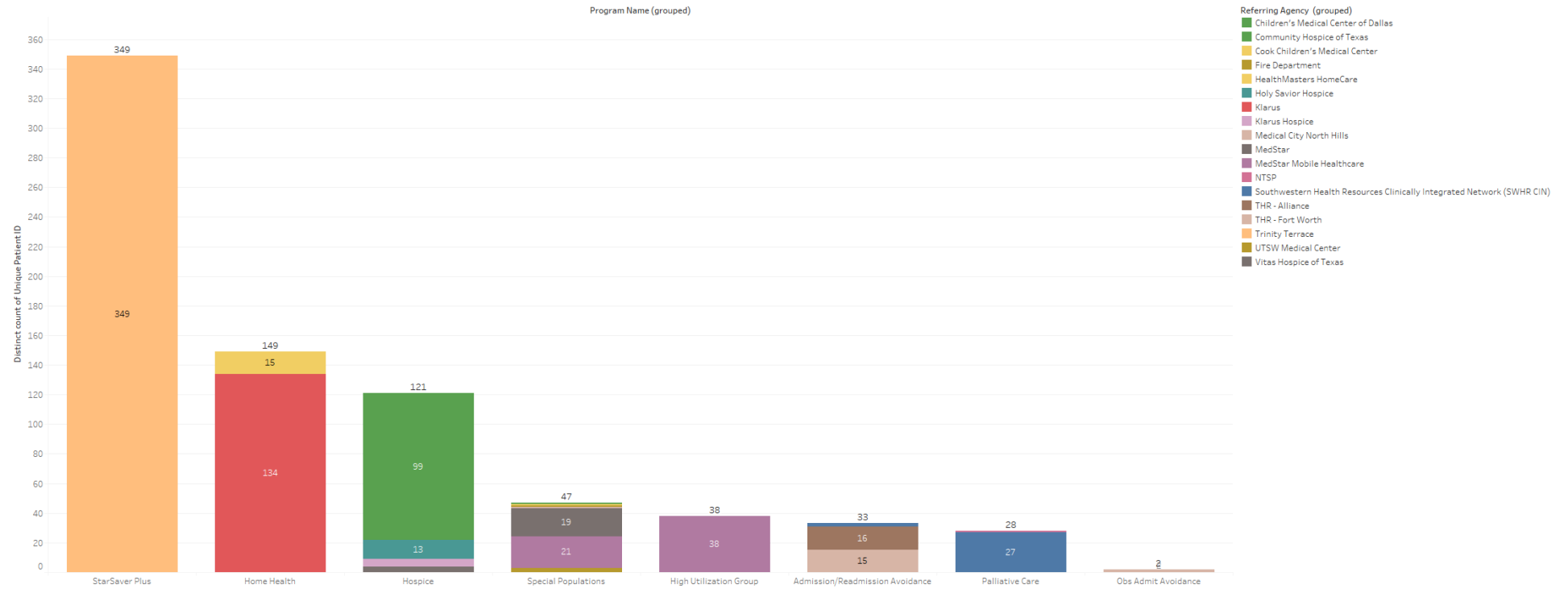
# MIH Enrollments – April 2021

Enrollment Count

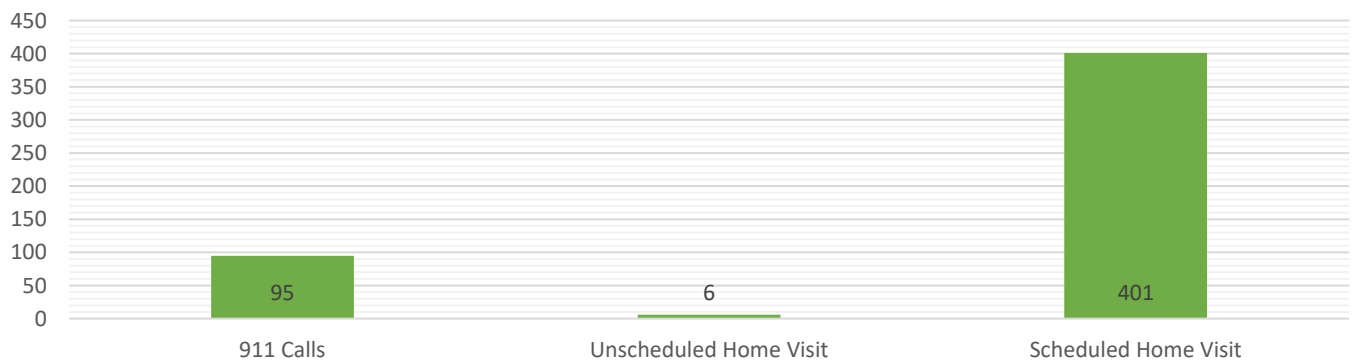


# MIH Program Clients – Currently Enrolled

Currently Enrolled



## MIH Program Client Encounters - April 2021



# THFW – Program Outcomes

Hospital Utilization	THFW	All Programs		
	As of: 5/10/2021			
	Before Enrollment (1)	After Graduation (2)	Change	30-Day Readmission (3)
Sample Size	22			67
Emergency Department Utilization	17	9	-47.06%	8.96%
Unplanned Admission	53	9	-83.02%	
<b>Notes:</b>				
1. Count of ED admissions/IP admissions during the 12 months prior to enrollment				
2. Count of ED admissions/IP admissions during the 12 months after graduation				
3. Percent of 'Closed/Graduated' clients that experienced a 30-day readmission				

Patient Self-Assessment of Health Status (1)							
As of: 5/10/2021							
	Admission/Readmission Avoidance			Obs Admit Avoidance			
	Enrollment	Graduation	Change	Enrollment	Graduation	Change	
Sample Size	34			26			
Mobility (2)	2.41	2.62	8.5%	2.42	2.54	4.8%	
Self-Care (2)	2.59	2.76	6.8%	2.58	2.65	3.0%	
Perform Usual Activities (2)	2.44	2.68	9.6%	2.42	2.46	1.6%	
Pain and Discomfort (2)	2.32	2.65	13.9%	2.23	2.58	15.5%	
Axiety/Depression (2)	2.50	2.76	10.6%	2.62	2.92	11.8%	
<b>Overall Health Status (3)</b>	<b>5.68</b>	<b>7.26</b>	<b>28.0%</b>	<b>5.38</b>	<b>7.54</b>	<b>40.0%</b>	
<b>Notes:</b>							
1. Average scores of pre and post enrollment data from EuroQol EQ-5D-3L Assessment Questionnaire							
2. Score 1 - 3 with 3 most favorable							
3. Score 1 - 10 with 10 most favorable							

## THAL – Program Outcomes

Hospital Utilization	THAL				
As of:	4/30/2021				
	Before Enrollment (1)	Enrollment Period (2)	After Graduation (3)	Change	30-Day Readmission (4)
Sample Size (5)	147				
Emergency Department Utilization	104	17	65	-37.50%	15.65%
Inpatient Admission	216	23	103	-52.31%	
<b>Notes:</b>					
1. Count of ED admissions/IP admissions during the 12 months prior to enrollment					
2. Count of ED admissions/Count of Clients that readmitted during enrollment period					
3. Count of ED admissions/IP admissions during the 12 months after graduation					
4. Anticipated readmission rate of 100%					
5. Patient enrollment criteria requires a prior 30-day readmission and/or the referral source expects the patient to have a 30-day readmission					

Patient Self-Assessment of Health Status (1)			
As of:	4/30/2021		
	Admission / Readmission Avoidance		
	Enrollment	Graduation	Change
Sample Size	123		
Mobility (2)	2.28	2.48	8.8%
Self-Care (2)	2.48	2.69	8.1%
Perform Usual Activities (2)	2.27	2.53	11.3%
Pain and Discomfort (2)	2.43	2.61	7.6%
Axiety/Depression (2)	2.55	2.76	8.2%
<b>Overall Health Status (3)</b>	5.30	7.14	34.7%
<b>Notes:</b>			
1. Average scores of pre and post enrollment data from EuroQol EQ-5D-3L Assessment Questionnaire			
2. Score 1 - 3 with 3 most favorable			
3. Score 1 - 10 with 10 most favorable			