

# Medstar Mobile Healthcare

Fort Worth, TX

Client 6511



1515 Center Street

Lansing, MI 48096

(517) 318-3800

support@EMSSurveyTeam.com

www.EMSSurveyTeam.com

## Patient Experience Report

December 1, 2022 to December 31, 2022

Your Score

**89.76**

Your Patients in this Report

**138**

Total Patients in this Report

**5,157**

Total EMS Organizations

**221**





## Executive Summary

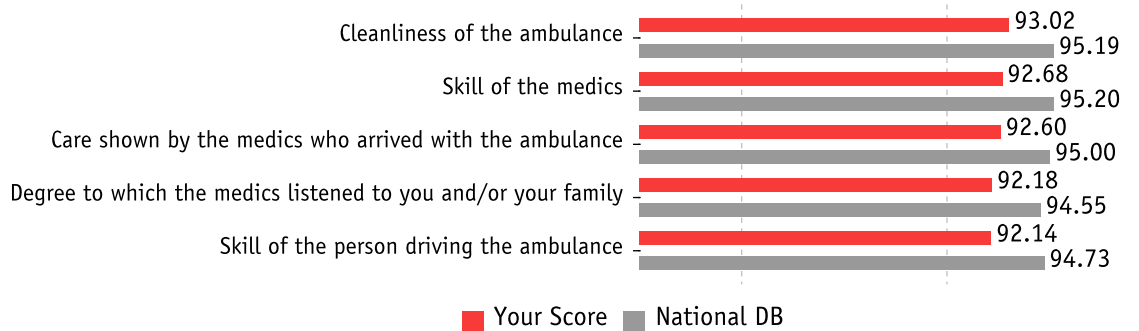
Your overall score for the time period selected is **89.76**. This is a difference of **-0.41** from your previous period's score of **90.17**.

Your overall Top Box score, which represents the percentage of the highest possible rating Very Good, is **75.20%**.

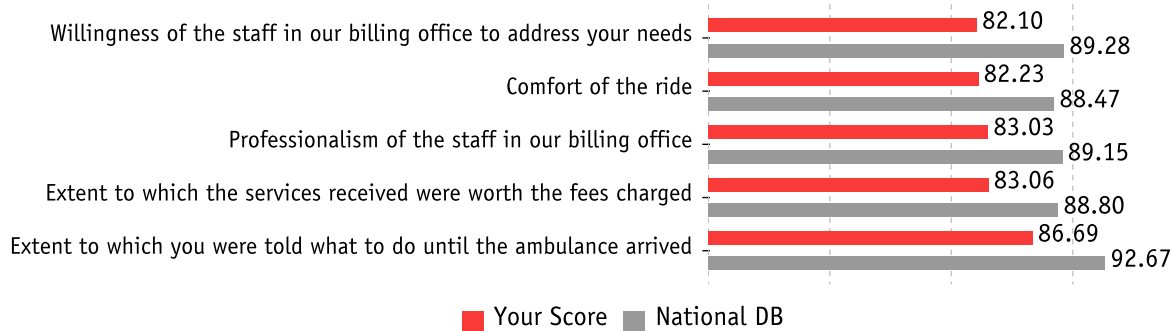
In addition, your rolling 12- month score of **90.73** is a difference of **-1.95** from the national database score of **92.68**.

When compared to all organizations in the national database, your score of **90.73** is ranked **68th** and **16th** for comparably sized organizations.

### 5 Highest Scores



### 5 Lowest Scores

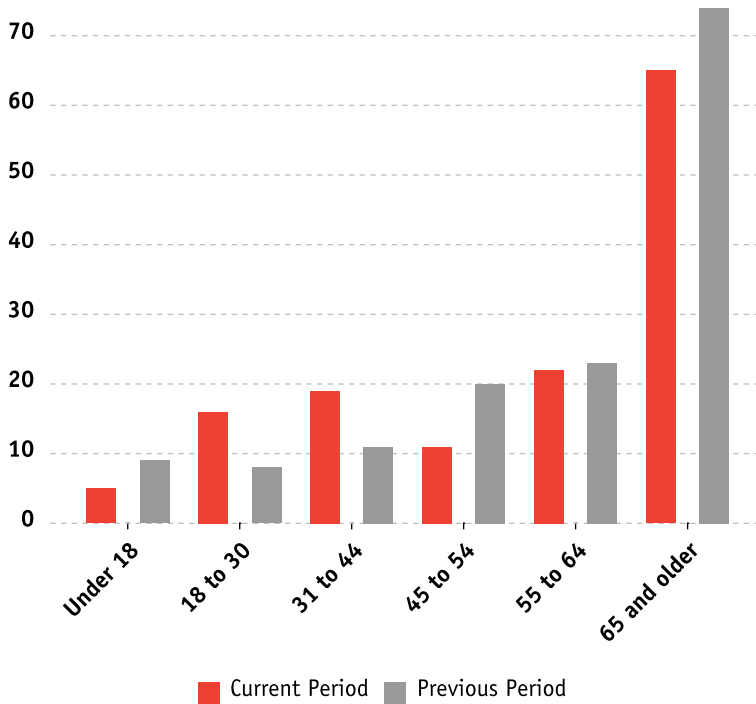




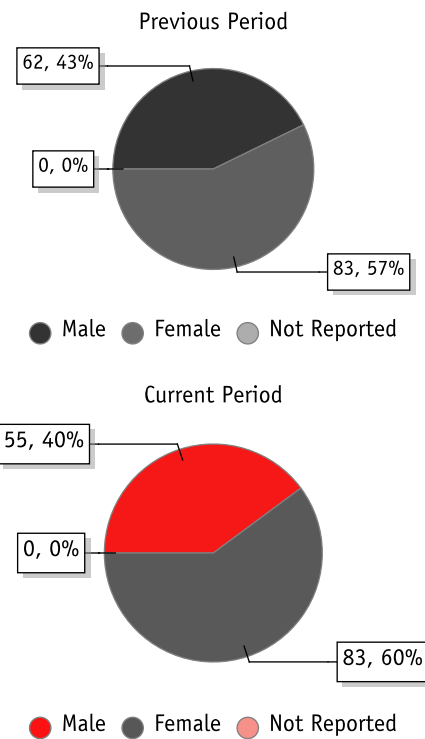
**Demographics** — This report provides basic information about the patient's age and gender.

	Total	Previous Period		Not Reported	Total	Current Period		Not Reported
		Male	Female			Male	Female	
Under 18	9	6	3	0	5	2	3	0
18 to 30	8	4	4	0	16	7	9	0
31 to 44	11	6	5	0	19	5	14	0
45 to 54	20	9	11	0	11	4	7	0
55 to 64	23	7	16	0	22	12	10	0
65 and older	74	30	44	0	65	25	40	0
<b>Total</b>	<b>145</b>	<b>62</b>	<b>83</b>	<b>0</b>	<b>138</b>	<b>55</b>	<b>83</b>	<b>0</b>

**Age Ranges**



**Gender**





### Dispatch Composite

This report shows mean scores for each Dispatch survey item and the overall composite score. The first column shows your organization score with the national database score below it. The second column is the difference between your score and the database mean.

Helpfulness of the person you called for ambulance service



Concern shown by the person you called for ambulance service



Extent to which you were told what to do until the ambulance arrived



### Overall Composite Score





### Ambulance Composite

This report shows mean scores for each Ambulance survey item and the overall composite score. The first column shows your organization score with the national database score below it. The second column is the difference between your score and the database mean.

Extent to which the ambulance arrived in a timely manner



Cleanliness of the ambulance



Comfort of the ride



Skill of the person driving the ambulance



### Overall Composite Score





### Medic Composite

This report shows mean scores for each Medic survey item and the overall composite score. The first column shows your organization score with the national database score below it. The second column is the difference between your score and the database mean.

Care shown by the medics who arrived with the ambulance



Degree to which the medics took your problem seriously



Degree to which the medics listened to you and/or your family



Skill of the medics



Extent to which the medics kept you informed about your treatment



Extent to which medics included you in the treatment decisions (if applicable)



Degree to which the medics relieved your pain or discomfort





### Medic Composite

This report shows mean scores for each Medic survey item and the overall composite score. The first column shows your organization score with the national database score below it. The second column is the difference between your score and the database mean.

Medics' concern for your privacy



Extent to which medics cared for you as a person



### Overall Composite Score





### Billing Office Staff Composite

This report shows mean scores for each Billing Office Staff survey item and the overall composite score. The first column shows your organization score with the national database score below it. The second column is the difference between your score and the database mean.

Professionalism of the staff in our billing office



Willingness of the staff in our billing office to address your needs



### Overall Composite Score







### Overall Experience Composite

This report shows mean scores for each Overall Experience survey item and the overall composite score. The first column shows your organization score with the national database score below it. The second column is the difference between your score and the database mean.

How well did our staff work together to care for you



Extent to which our staff eased your entry into the medical facility



Appropriateness of Emergency Medical Transportation treatment



Extent to which the services received were worth the fees charged



Overall rating of the care provided by our Emergency Medical Transportation service



Likelihood of recommending this ambulance service to others



### Overall Composite Score





### Question Analysis

This report shows your current score for the time period selected compared to the corresponding previous time period and the change between the two periods. The national DB score is included for reference

#### Dispatch Composite

	Current	Previous	(+/-)	National DB
Helpfulness of the person you called for ambulance service	91.94	93.10	-1.16	94.32
Concern shown by the person you called for ambulance service	90.18	91.93	-1.75	93.95
Extent to which you were told what to do until the ambulance arrived	86.69	92.47	-5.78	92.67

#### Ambulance Composite

	Current	Previous	(+/-)	National DB
Extent to which the ambulance arrived in a timely manner	88.65	88.49	0.16	92.86
Cleanliness of the ambulance	93.02	94.69	-1.67	95.19
Comfort of the ride	82.23	86.55	-4.32	88.47
Skill of the person driving the ambulance	92.14	91.62	0.52	94.73

#### Medic Composite

	Current	Previous	(+/-)	National DB
Care shown by the medics who arrived with the ambulance	92.60	91.75	0.85	95.00
Degree to which the medics took your problem seriously	91.88	91.19	0.69	94.86
Degree to which the medics listened to you and/or your family	92.18	91.69	0.49	94.55
Skill of the medics	92.68	92.51	0.17	95.20
Extent to which the medics kept you informed about your treatment	90.59	90.70	-0.11	93.51
Extent to which medics included you in the treatment decisions (if applicable)	89.27	89.40	-0.13	93.20
Degree to which the medics relieved your pain or discomfort	86.86	85.96	0.90	91.61
Medics' concern for your privacy	91.38	91.58	-0.20	93.96
Extent to which medics cared for you as a person	91.58	90.95	0.63	94.90

#### Billing Office Staff Composite

	Current	Previous	(+/-)	National DB
Professionalism of the staff in our billing office	83.03	85.20	-2.17	89.15
Willingness of the staff in our billing office to address your needs	82.10	84.82	-2.72	89.28



**Question Analysis (Continued)**

<b>Overall Experience Composite</b>	Current	Previous	(+/-)	National DB
How well did our staff work together to care for you	91.44	91.57	-0.13	94.03
Extent to which our staff eased your entry into the medical facility	91.20	91.70	-0.50	94.07
Appropriateness of Emergency Medical Transportation treatment	91.82	90.72	1.10	94.36
Extent to which the services received were worth the fees charged	83.06	82.52	0.54	88.80
Overall rating of the care provided by our Emergency Medical Transportation	91.20	89.91	1.29	94.25
Likelihood of recommending this ambulance service to others	91.21	88.88	2.33	93.84



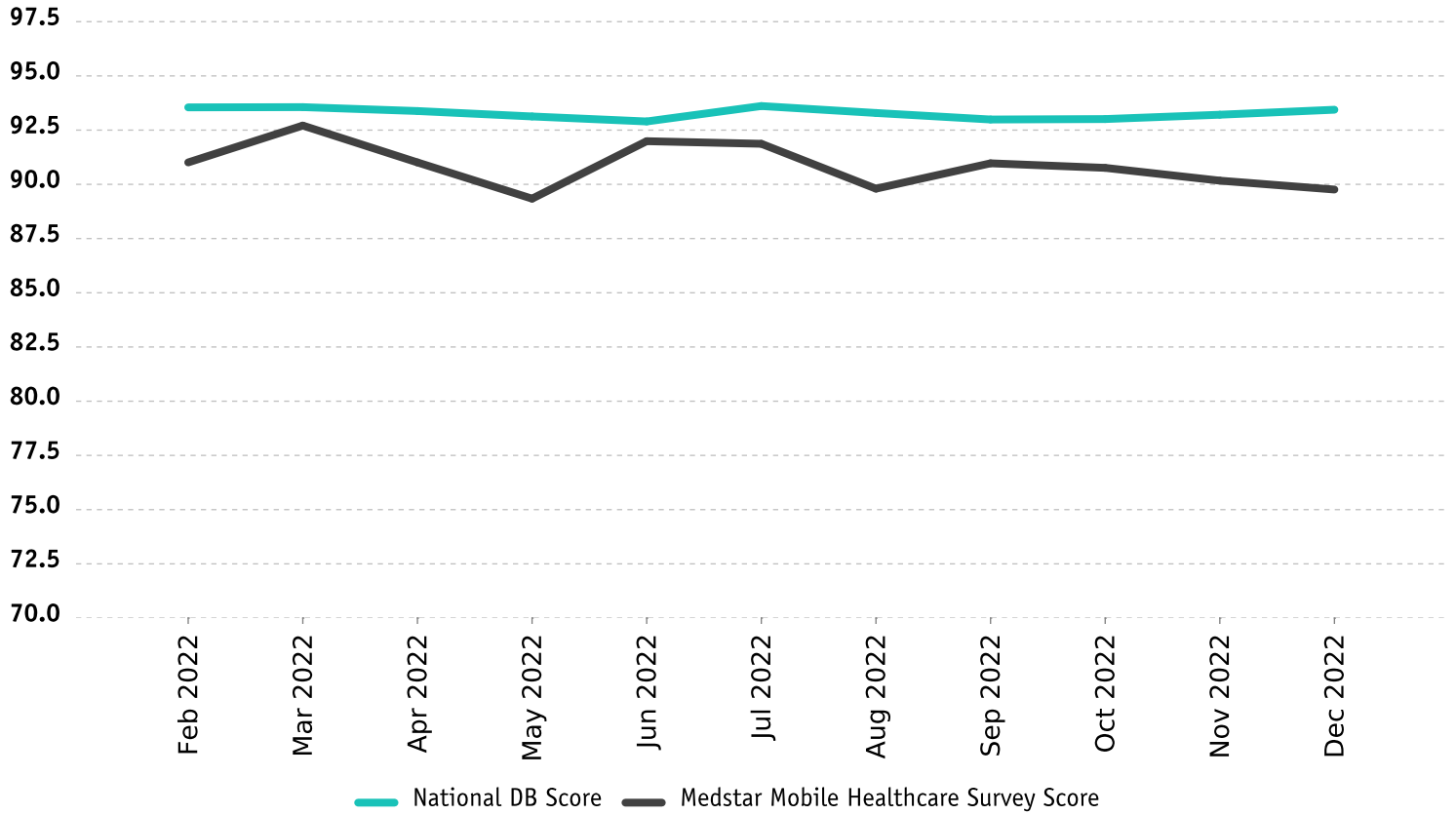
## Monthly Breakdown

This report provides individual item scores by month, your overall organization monthly score, and the number of survey respondents.

	Feb 2022	Mar 2022	Apr 2022	May 2022	Jun 2022	Jul 2022	Aug 2022	Sep 2022	Oct 2022	Nov 2022	Dec 2022
Helpfulness of the person you called for ambulance service	95.16	95.45	92.06	91.25	92.00	94.27	90.67	93.84	93.08	93.10	91.94
Concern shown by the person you called for ambulance service	92.70	93.57	92.10	91.64	92.06	93.27	88.21	92.30	92.26	91.93	90.18
Extent to which you were told what to do until the ambulance arrived	90.69	90.78	89.34	90.03	91.06	91.07	89.39	92.32	92.45	92.47	86.69
Extent to which the ambulance arrived in a timely manner	92.34	93.36	90.47	90.06	92.84	90.02	87.66	90.75	90.69	88.49	88.65
Cleanliness of the ambulance	94.75	95.16	95.63	91.63	95.84	94.09	92.37	93.84	94.96	94.69	93.02
Comfort of the ride	85.40	88.67	86.60	85.69	87.81	86.34	84.11	85.68	84.80	86.55	82.23
Skill of the person driving the ambulance	93.40	94.49	93.45	90.43	93.66	93.07	90.41	92.33	92.20	91.62	92.14
Care shown by the medics who arrived with the ambulance	93.46	94.43	93.46	91.65	93.33	93.53	92.77	94.16	92.07	91.75	92.60
Degree to which the medics took your problem seriously	92.83	94.39	93.03	91.17	92.48	94.10	92.03	93.40	91.33	91.19	91.88
Degree to which the medics listened to you and/or your family	92.63	93.73	92.34	91.05	92.91	92.38	91.35	92.93	92.13	91.69	92.18
Skill of the medics	94.18	94.58	93.90	91.01	94.68	94.89	93.36	92.80	92.19	92.51	92.68
Extent to which the medics kept you informed about your treatment	90.61	91.65	91.33	89.93	91.57	92.00	90.07	91.18	91.42	90.70	90.59
Extent to which medics included you in the treatment decisions (if	90.61	92.71	91.69	89.23	92.65	92.15	90.22	92.69	90.53	89.40	89.27
Degree to which the medics relieved your pain or discomfort	87.52	89.43	85.71	84.33	88.88	86.87	88.94	85.49	87.43	85.96	86.86
Medics' concern for your privacy	91.38	93.76	92.34	89.53	92.62	92.39	92.71	92.11	91.15	91.58	91.38
Extent to which medics cared for you as a person	91.93	93.33	93.24	91.15	92.78	93.57	92.23	92.58	91.20	90.95	91.58
Professionalism of the staff in our billing office	85.93	88.08	85.80	86.99	88.87	85.73	85.47	85.63	86.84	85.20	83.03
Willingness of the staff in our billing office to address your needs	84.20	88.33	85.18	86.86	88.65	86.03	84.44	85.12	87.11	84.82	82.10
How well did our staff work together to care for you	92.49	93.97	92.36	90.41	93.22	94.73	90.89	92.21	90.84	91.57	91.44
Extent to which our staff eased your entry into the medical facility	91.57	94.38	92.12	89.28	93.39	94.88	91.33	91.16	91.42	91.70	91.20
Appropriateness of Emergency Medical Transportation treatment	90.92	95.04	91.81	89.13	93.26	93.81	90.42	91.90	90.44	90.72	91.82
Extent to which the services received were worth the fees charged	82.55	86.79	81.10	80.36	85.36	84.52	82.78	83.25	87.05	82.52	83.06
Overall rating of the care provided by our Emergency Medical Transportation	91.70	92.38	92.05	89.71	92.56	93.90	89.88	91.38	90.58	89.91	91.20
Likelihood of recommending this ambulance service to others	90.71	91.91	91.58	88.48	92.42	92.52	89.28	89.13	90.59	88.88	91.21
Overall Score	91.01	92.71	91.01	89.34	91.99	91.87	89.80	90.97	90.76	90.17	89.76
Respondents	145	161	144	155	140	135	174	84	135	145	138



### Monthly Overall Survey Score





### Greatest Increase and Decrease in Scores by Question

<b>Increases</b>	<b>Current</b>	<b>Previous</b>	<b>(+/-)</b>	<b>National DB</b>
Likelihood of recommending this ambulance service to others	91.21	88.88	2.33	93.84
Overall rating of the care provided by our Emergency Medical Transportation service	91.20	89.91	1.29	94.25
Appropriateness of Emergency Medical Transportation treatment	91.82	90.72	1.10	94.36
Degree to which the medics relieved your pain or discomfort	86.86	85.96	0.90	91.61
Care shown by the medics who arrived with the ambulance	92.60	91.75	0.85	95.00
Degree to which the medics took your problem seriously	91.88	91.19	0.69	94.86
Extent to which medics cared for you as a person	91.58	90.95	0.63	94.90
Extent to which the services received were worth the fees charged	83.06	82.52	0.54	88.80
Skill of the person driving the ambulance	92.14	91.62	0.52	94.73
Degree to which the medics listened to you and/or your family	92.18	91.69	0.49	94.55
<b>Decreases</b>	<b>Current</b>	<b>Previous</b>	<b>(+/-)</b>	<b>National DB</b>
Extent to which you were told what to do until the ambulance arrived	86.69	92.47	-5.78	92.67
Comfort of the ride	82.23	86.55	-4.32	88.47
Willingness of the staff in our billing office to address your needs	82.10	84.82	-2.72	89.28
Professionalism of the staff in our billing office	83.03	85.20	-2.17	89.15
Concern shown by the person you called for ambulance service	90.18	91.93	-1.75	93.95
Cleanliness of the ambulance	93.02	94.69	-1.67	95.19
Helpfulness of the person you called for ambulance service	91.94	93.10	-1.16	94.32
Extent to which our staff eased your entry into the medical facility	91.20	91.70	-0.51	94.07
Medics' concern for your privacy	91.38	91.58	-0.19	93.96
Extent to which medics included you in the treatment decisions (if applicable)	89.27	89.40	-0.13	93.20



### Greatest Scores Above Benchmarks by Question

---

No scores above benchmark for this period.



**Key Drivers** — This section shows the relative importance of each question to the respondents' overall satisfaction. The greater the coefficient number, the more important the issue is to your patients' overall satisfaction. The questions are arranged based on their weighted importance value.

Question	Your Score	Correlation Coefficient
Extent to which medics included you in the treatment decisions (if applicable)	89.27	.950872351
Appropriateness of Emergency Medical Transportation treatment	91.82	.947142088
Degree to which the medics listened to you and/or your family	92.18	.943490173
Extent to which the medics kept you informed about your treatment	90.59	.940642849
Extent to which medics cared for you as a person	91.58	.940175267
How well did our staff work together to care for you	91.44	.933249267
Extent to which our staff eased your entry into the medical facility	91.20	.932454182
Skill of the medics	92.68	.931983874
Care shown by the medics who arrived with the ambulance	92.60	.927326005
Medics' concern for your privacy	91.38	.916883955
Degree to which the medics took your problem seriously	91.88	.901616158
Skill of the person driving the ambulance	92.14	.890719054
Degree to which the medics relieved your pain or discomfort	86.86	.883652116
Cleanliness of the ambulance	93.02	.851238945
Helpfulness of the person you called for ambulance service	91.94	.850268023
Concern shown by the person you called for ambulance service	90.18	.830429565
Professionalism of the staff in our billing office	83.03	.828889202
Willingness of the staff in our billing office to address your needs	82.10	.814096462
Extent to which the services received were worth the fees charged	83.06	.799643646
Extent to which the ambulance arrived in a timely manner	88.65	.795419426
Extent to which you were told what to do until the ambulance arrived	86.69	.72485762
Comfort of the ride	82.23	.682567002





**Company Comparisons** — The following chart gives a comparison of the mean score for each question as scored by comparable companies. Your company is highlighted. There is also a green-shaded highlight of the highest score for each question. This will show how you compare to similar companies.

	Your Company	Comparison Companies						
		A	B	C	D	E	F	
Helpfulness of the person you called for ambulance service	<b>91.94</b>	91.35	93.85	0	86.82	95.27	95.11	
Concern shown by the person you called for ambulance service	<b>90.18</b>	92.31	93.98	0	87.56	95.54	94.57	
Extent to which you were told what to do until the ambulance	<b>86.69</b>	89.58	92.84	0	87.56	94.64	93.45	
Extent to which the ambulance arrived in a timely manner	<b>88.65</b>	98.28	90.03	0	85.05	94.19	89.83	
Cleanliness of the ambulance	<b>93.02</b>	96.43	94.30	0	95.59	96.27	95.50	
Comfort of the ride	<b>82.23</b>	88.89	85.12	0	90.28	90.80	88.24	
Skill of the person driving the ambulance	<b>92.14</b>	96.30	94.03	0	94.44	95.96	95.10	
Care shown by the medics who arrived with the ambulance	<b>92.60</b>	97.00	93.62	0	97.37	96.53	97.60	
Degree to which the medics took your problem seriously	<b>91.88</b>	98.00	94.01	0	97.22	95.78	97.12	
Degree to which the medics listened to you and/or your family	<b>92.18</b>	98.00	94.22	0	97.22	94.64	96.15	
Skill of the medics	<b>92.68</b>	98.00	93.51	0	98.61	96.30	97.12	
Extent to which the medics kept you informed about your	<b>90.59</b>	95.83	92.35	0	95.83	95.05	95.59	
Extent to which medics included you in the treatment decisions (if	<b>89.27</b>	91.25	92.48	0	95.31	94.96	95.51	
Degree to which the medics relieved your pain or discomfort	<b>86.86</b>	94.05	90.10	0	93.75	95.34	94.77	
Medics' concern for your privacy	<b>91.38</b>	90.91	93.35	0	98.61	96.35	95.83	
Extent to which medics cared for you as a person	<b>91.58</b>	95.83	94.45	0	98.61	96.11	95.67	
Professionalism of the staff in our billing office	<b>83.03</b>	82.81	89.20	0	89.29	92.01	80.52	
Willingness of the staff in our billing office to address your needs	<b>82.10</b>	81.67	89.55	0	89.29	91.79	79.64	
How well did our staff work together to care for you	<b>91.44</b>	92.71	93.47	0	97.06	96.73	93.50	
Extent to which our staff eased your entry into the medical facility	<b>91.20</b>	91.00	94.16	0	95.31	95.87	96.15	
Appropriateness of Emergency Medical Transportation treatment	<b>91.82</b>	94.79	93.67	0	97.06	96.46	95.59	
Extent to which the services received were worth the fees charged	<b>83.06</b>	87.50	89.46	0	90.38	92.06	90.88	
Overall rating of the care provided by our Emergency Medical	<b>91.20</b>	93.75	93.28	0	98.61	95.96	93.89	
Likelihood of recommending this ambulance service to others	<b>91.21</b>	91.30	92.94	0	97.37	95.58	95.12	
<b>Overall score</b>		89.76	93.26	92.53		94.25	95.15	94.09



### Benchmark Comparison

	Your Company	Total DB	Similar Sized	Texas	CAAS	ACE
Helpfulness of the person you called for ambulance service	91.94	94.32	93.93	95.16	93.97	95.12
Concern shown by the person you called for ambulance service	90.18	93.95	93.73	94.72	93.76	94.42
Extent to which you were told what to do until the ambulance	86.69	92.67	92.44	93.47	92.32	93.15
Extent to which the ambulance arrived in a timely manner	88.65	92.86	92.31	94.23	92.25	93.99
Cleanliness of the ambulance	93.02	95.19	94.92	96.09	94.86	95.88
Comfort of the ride	82.23	88.47	88.22	89.76	88.04	89.40
Skill of the person driving the ambulance	92.14	94.73	94.50	95.53	94.54	95.52
Care shown by the medics who arrived with the ambulance	92.60	95.00	94.75	95.86	94.78	95.42
Degree to which the medics took your problem seriously	91.88	94.86	94.56	95.86	94.58	95.26
Degree to which the medics listened to you and/or your family	92.18	94.55	94.39	95.66	94.30	94.98
Skill of the medics	92.68	95.20	94.80	95.86	94.93	95.90
Extent to which the medics kept you informed about your	90.59	93.51	93.41	94.53	93.15	93.92
Extent to which medics included you in the treatment decisions	89.27	93.20	93.12	94.24	92.88	93.33
Degree to which the medics relieved your pain or discomfort	86.86	91.61	91.33	92.60	90.90	91.77
Medics' concern for your privacy	91.38	93.96	93.79	95.01	93.80	94.59
Extent to which medics cared for you as a person	91.58	94.90	94.67	95.68	94.60	94.98
Professionalism of the staff in our billing office	83.03	89.15	89.13	89.99	88.80	89.09
Willingness of the staff in our billing office to address your	82.10	89.28	89.28	89.66	88.87	89.17
How well did our staff work together to care for you	91.44	94.03	93.89	95.29	93.68	94.45
Extent to which our staff eased your entry into the medical	91.20	94.07	94.02	94.75	93.92	94.30
Appropriateness of Emergency Medical Transportation treatment	91.82	94.36	94.15	95.03	94.15	94.90
Extent to which the services received were worth the fees	83.06	88.80	88.53	88.87	88.26	86.97
Overall rating of the care provided by our Emergency Medical	91.20	94.25	93.99	95.17	93.90	94.39
Likelihood of recommending this ambulance service to others	91.21	93.84	93.53	94.64	93.51	94.01
<b>Overall Score</b>	<b>89.76</b>	<b>93.20</b>	<b>92.97</b>	<b>94.07</b>	<b>92.86</b>	<b>93.54</b>



### Benchmark Comparison

This section of the report is based off your overall score for the YTD 12-month time period, compared to other benchmark compare groups. An aggregate rolling score is needed to provide stability to the overall score ranking for more meaningful comparisons to other benchmark groups. Each month, the last month in the 12 month period is dropped and the newest month is added. An organization must have a minimum of 100 surveys to be eligible for ranking.

	Your Company	Total DB	Similar Sized	Texas	CAAS	ACE
<b>Number of organizations in compare group</b>		221	55	19	47	13
<b>Minimum Score</b>	1	1.00	1.00	1.00	1.00	1.00
<b>Maximum Score</b>	100	100	100	100	100	100
<b>Mean Score</b>	90.73	92.67	92.37	92.14	92.57	92.72
<b>Your Percentile</b>		13th	12th	N/A	18th	20th
<b>Your Rank</b>		68	16	N/A	28	9

**Minimum Score** - This is the lowest score in the benchmark group.

**Maximum Score** - This is the highest score in the benchmark group.

**Mean Score** - This is where your mean score ranks against others in the compare group.

**Your Percentile** - This is the percentage of scores that fall below your mean score.

**Your Rank** - This is where your mean score ranks against others in the compare group.



## Cumulative Comparisons

This section lists a synopsis of the information about your individual questions and overall scores over the entire lifetime of the dataset. The first column shows the company score and the second column details the total database score.

	Your Score	Total DB
<b>Overall Facility Rating</b>	<b>93.12</b>	<b>92.41</b>
<b>Dispatch</b>	<b>93.15</b>	<b>92.24</b>
Helpfulness of the person you called for ambulance service	93.57	92.87
Concern shown by the person you called for ambulance service	93.27	92.63
Extent to which you were told what to do until the ambulance	92.61	91.21
<b>Ambulance</b>	<b>93.14</b>	<b>92.04</b>
Extent to which the ambulance arrived in a timely manner	93.35	92.22
Cleanliness of the ambulance	96.17	94.49
Comfort of the ride	88.56	87.63
Skill of the person driving the ambulance	94.47	93.81
<b>Medic</b>	<b>94.14</b>	<b>93.36</b>
Care shown by the medics who arrived with the ambulance	95.00	94.37
Degree to which the medics took your problem seriously	94.91	94.27
Degree to which the medics listened to you and/or your family	94.58	93.97
Skill of the medics	95.31	94.38
Extent to which the medics kept you informed about your treatment	93.77	92.60
Extent to which medics included you in the treatment decisions (if	93.38	92.37
Degree to which the medics relieved your pain or discomfort	90.18	90.68
Medics' concern for your privacy	95.06	93.35
Extent to which medics cared for you as a person	95.10	94.24
<b>Billing Office Staff</b>	<b>86.88</b>	<b>88.74</b>



**Cumulative Comparisons (Continued)**

	Your Score	Total DB
<b>Overall Facility Rating</b>	<b>93.12</b>	<b>92.41</b>
<b>Billing Office Staff</b>	<b>86.88</b>	<b>88.74</b>
Professionalism of the staff in our billing office	86.98	88.72
Willingness of the staff in our billing office to address your needs	86.78	88.76
<b>Overall Experience</b>	<b>93.65</b>	<b>92.53</b>
How well did our staff work together to care for you	95.25	93.49
Extent to which our staff eased your entry into the medical facility	95.23	93.62
Appropriateness of Emergency Medical Transportation treatment	94.76	93.41
Extent to which the services received were worth the fees charged	87.40	87.91
Overall rating of the care provided by our Emergency Medical	94.67	93.57
Likelihood of recommending this ambulance service to others	94.60	93.20



### Top Box Comparisons

The Top Box Analysis displays the number of responses for the entire survey by question and rating. The Top Box itself shows the percentage of "Very Good" responses, the highest rating, for each question. Next to the company rating is the entire EMS DB rating for those same questions.

	Very Poor	Poor	Fair	Good	Very Good	Company % Very Good	EMS DB % Very Good
<b>Overall Company Rating</b>	<b>99</b>	<b>33</b>	<b>144</b>	<b>495</b>	<b>2338</b>	<b>75.2%</b>	<b>79.25%</b>
<b>Dispatch</b>	<b>13</b>	<b>5</b>	<b>17</b>	<b>64</b>	<b>297</b>	<b>75.00%</b>	<b>79.40%</b>
Helpfulness of the person you called for ambulance service	3	1	4	20	105	78.95%	81.09%
Concern shown by the person you called for ambulance service	4	1	5	23	99	75.00%	80.17%
Extent to which you were told what to do until the ambulance arrived	6	3	8	21	93	70.99%	76.93%
<b>Ambulance</b>	<b>17</b>	<b>7</b>	<b>23</b>	<b>99</b>	<b>384</b>	<b>72.45%</b>	<b>77.33%</b>
Extent to which the ambulance arrived in a timely manner	6	0	6	26	98	72.06%	77.59%
Cleanliness of the ambulance	3	0	2	21	106	80.30%	82.77%
Comfort of the ride	5	7	11	31	78	59.09%	66.94%
Skill of the person driving the ambulance	3	0	4	21	102	78.46%	82.04%
<b>Medic</b>	<b>39</b>	<b>12</b>	<b>41</b>	<b>159</b>	<b>954</b>	<b>79.17%</b>	<b>82.30%</b>
Care shown by the medics who arrived with the ambulance	4	1	3	16	114	82.61%	84.54%
Degree to which the medics took your problem seriously	4	1	6	14	113	81.88%	84.80%
Degree to which the medics listened to you and/or your family	4	1	5	14	113	82.48%	83.92%
Skill of the medics	4	2	1	16	113	83.09%	84.65%
Extent to which the medics kept you informed about your treatment	4	2	6	17	106	78.52%	80.79%



**Top Box Comparisons (Continued)**

	Very Poor	Poor	Fair	Good	Very Good	Company % Very Good	EMS DB % Very Good
<b>Overall Company Rating</b>	<b>99</b>	<b>33</b>	<b>144</b>	<b>495</b>	<b>2338</b>	<b>75.2%</b>	<b>79.25%</b>
Extent to which medics included you in the treatment decisions (if applicable)	5	1	6	18	93	75.61%	80.24%
Degree to which the medics relieved your pain or discomfort	5	3	7	25	89	68.99%	75.86%
Medics' concern for your privacy	4	1	3	21	104	78.20%	81.00%
Extent to which medics cared for you as a person	5	0	4	18	109	80.15%	84.92%
<b>Billing Office Staff</b>	<b>6</b>	<b>2</b>	<b>27</b>	<b>55</b>	<b>109</b>	<b>54.77%</b>	<b>67.00%</b>
Professionalism of the staff in our billing office	3	1	14	25	57	57.00%	66.64%
Willingness of the staff in our billing office to address your needs	3	1	13	30	52	52.53%	67.36%
<b>Overall Experience</b>	<b>24</b>	<b>7</b>	<b>36</b>	<b>118</b>	<b>594</b>	<b>76.25%</b>	<b>79.95%</b>
How well did our staff work together to care for you	3	2	3	22	104	77.61%	81.11%
Extent to which our staff eased your entry into the medical facility	4	0	4	23	102	76.69%	81.13%
Appropriateness of Emergency Medical Transportation treatment	4	1	4	16	106	80.92%	81.90%
Extent to which the services received were worth the fees charged	3	4	15	22	68	60.71%	70.24%
Overall rating of the care provided by our Emergency Medical Transportation service	5	0	5	17	106	79.70%	82.84%
Likelihood of recommending this ambulance service to others	5	0	5	18	108	79.41%	82.49%